

NCAA Tournament - By Set

Table of Contents

1.	Early Offense	3
2.	Quick Hitters	10
3.	Continuity	24
4.	Post Ups	44
5.	High P/R	47
6.	Horns	51
7.	Horns - Elbow	56
8.	Pinch Post	60
9.	UCLA	63
10.	Catch & Shoot	66
11.	Lob Sets	69
12.	Zone Offense	71
13.	Zone Lob Sets	76
14.	BLOB	78
15.	BLOB vs. Zone	84
16.	SLOB	86

NCAA Tournament - By Set - Contents (cont.)

17.	ATO Plays	89
18.	ATO - BLOB	92
19.	ATO - SLOB	94
20.	Zone Defense	96

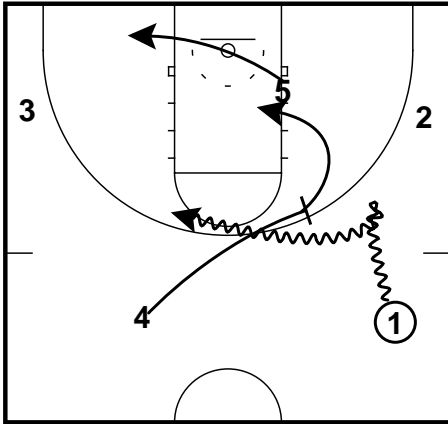
Early Offense

Table of Contents

1.1	Cyclone Drag	4
1.2	Cyclone Drag Flare	4
1.3	Flyer Drag	5
1.4	Double HI Ballscreen	5
1.5	Arkansas Razorback Half Court Offense (Basic)	6
1.6	Oklahoma Sooners Pass Reversal Option	7
1.7	VCU Early Offense	8
1.8	VCU Secondary Break Options	8

Early Offense

Cyclone Drag
Iowa State Cyclones

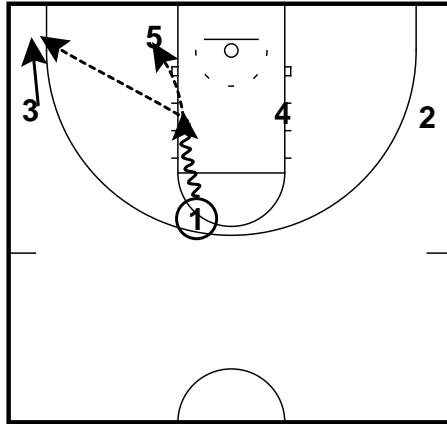


1 dribbles up the right side of the floor as 4 (Niang) moves in to set a drag screen.

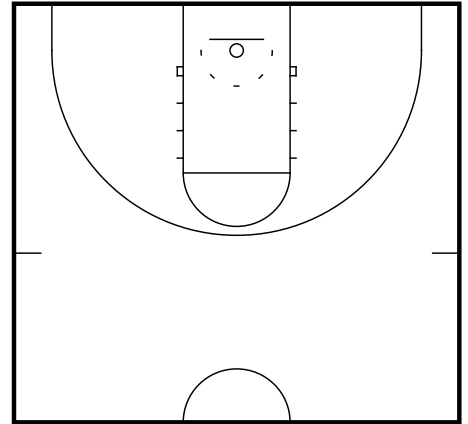
5 moves to the opposite block as 1 dribbles off of the ball-screen.

4 rolls to the basket.

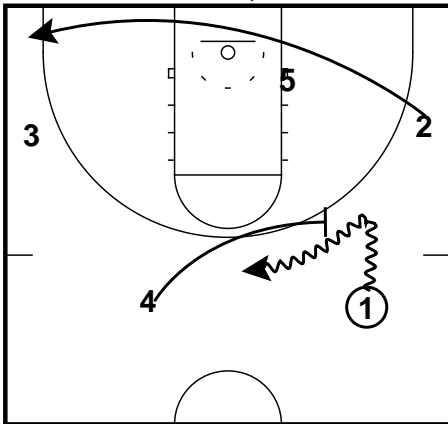
Cyclone Drag
Iowa State Cyclones



If 1 doesn't have a shot and 4 isn't open, 1 looks to hit 5 on the "short roll" or pass to 3 in the corner for a 3-point shot.



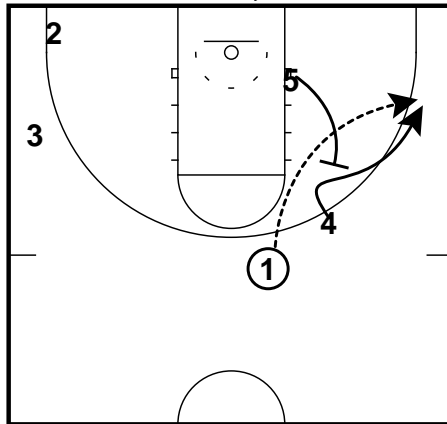
Cyclone Drag Flare
Iowa State Cyclones



1 dribbles off of the drag screen from 4 (Niang).

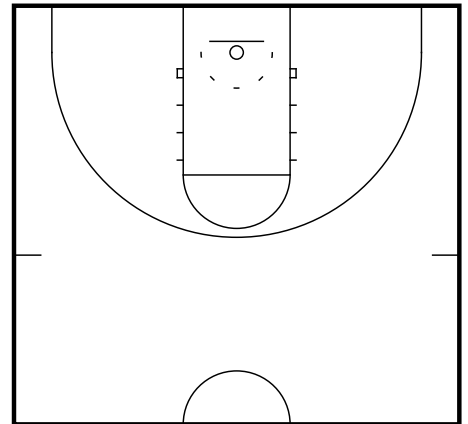
2 clears to the opposite corner.

Cyclone Drag Flare
Iowa State Cyclones



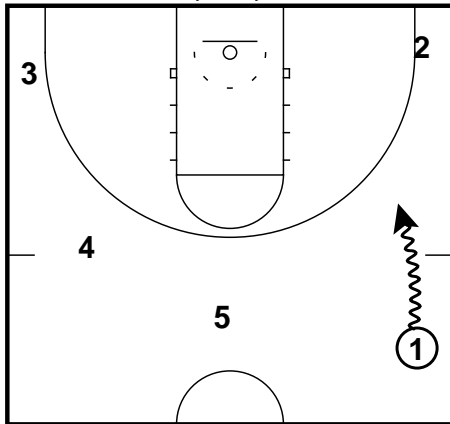
5 sets a flare screen for 4.

1 passes to 4 for a shot.



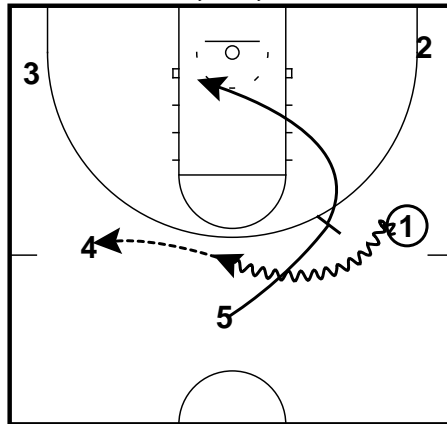
Early Offense

Flyer Drag
Dayton Flyers



1 dribbles up the right side of the floor towards the right wing.

Flyer Drag
Dayton Flyers

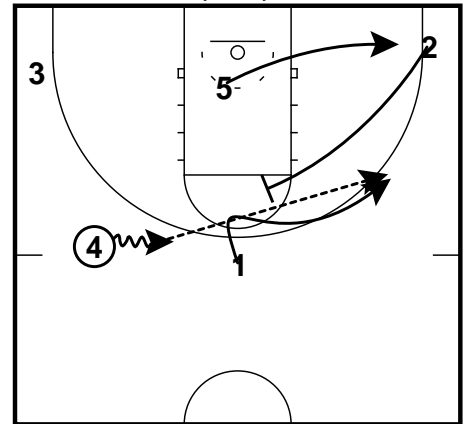


5 sets a drag screen for 1.

1 dribbles towards the middle of the floor as 5 rolls to the basket.

1 looks to pass to 5 on the roll or pass to 4 on the perimeter.

Flyer Drag
Dayton Flyers



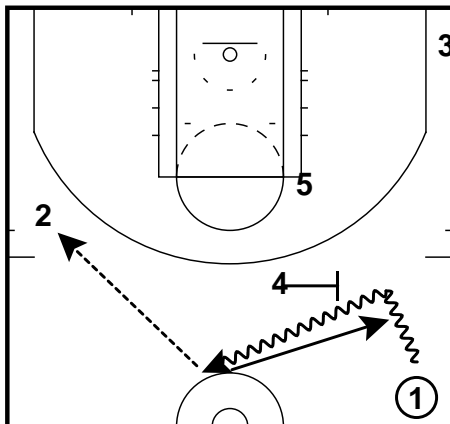
Once 4 has the ball, he looks again inside to 5 posting up.

If 5 isn't open, he leaks out to the opposite corner.

2 sneaks in from the corner to set a flare screen for 1.

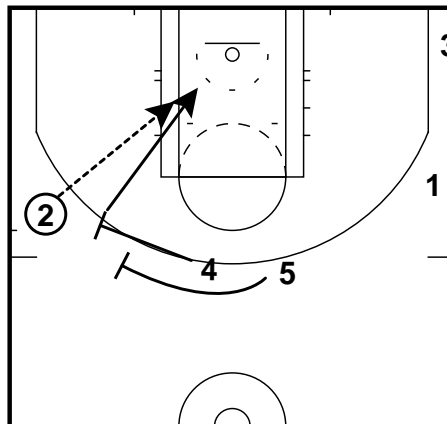
1 flares to the wing for a shot.

Double HI Ballscreen
Belmont Bruins



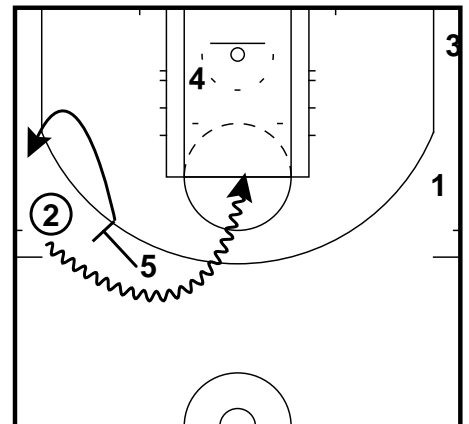
4 sets a Ballscreen for 1, 1 comes off it and kicks to 2.

Double HI Ballscreen
Belmont Bruins



4 & 5 set a Double HI Ballscreen for 2, if defense overhelps then 4 sprints to the rim, looking for a layup.

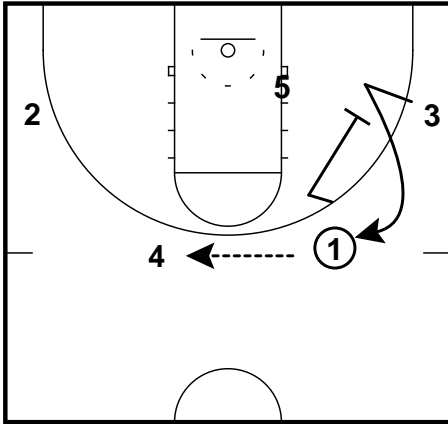
Double HI Ballscreen
Belmont Bruins



5 sets a Ballscreen and 2 comes off it with attacking options.

Early Offense

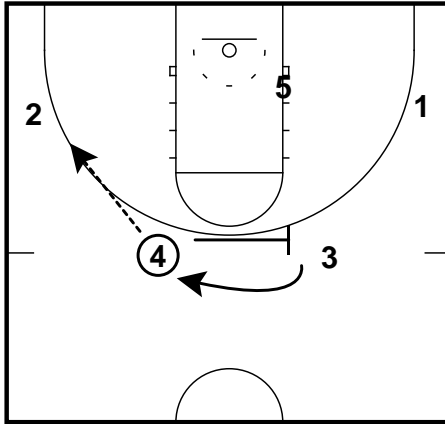
Arkansas Razorback Half Court Offense
(Basic)
Arkansas Razorbacks



The basic rules of the Arkansas transition attack are to stay in the four-out look and pass and screen away.

1 passes to 4 and screens away for 3

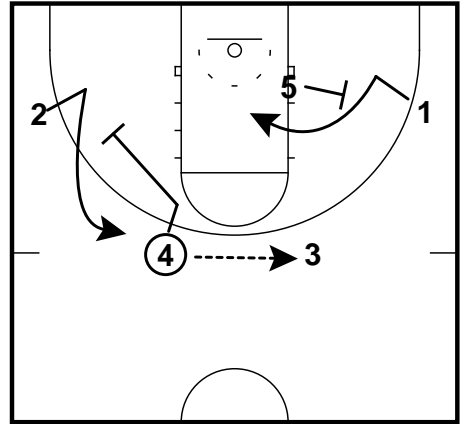
Arkansas Razorback Half Court Offense
(Basic)
Arkansas Razorbacks



4 has two options: reverse to 2 or pass to 3 coming off the screen.

If he passes to 2 he screens way for 3

Arkansas Razorback Half Court Offense
(Basic)
Arkansas Razorbacks

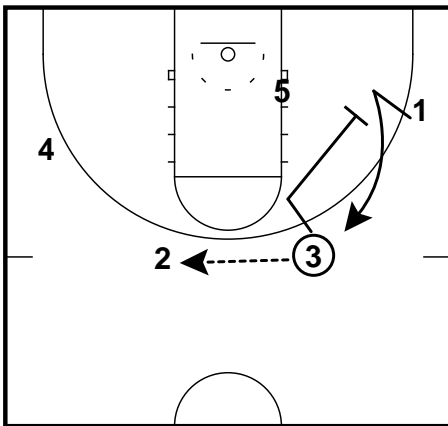


4 also has the option of passing to 3

4 then downscreens for 2

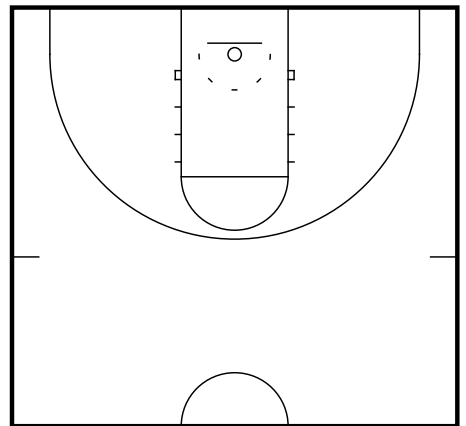
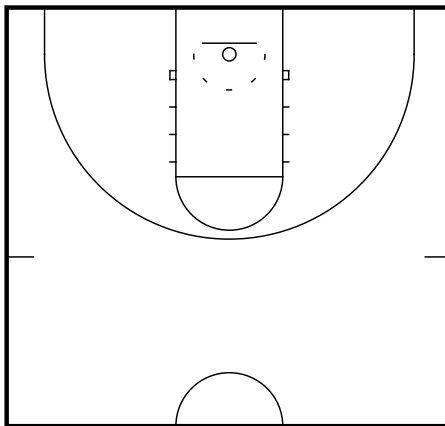
At times 5 steps out to backscreen for flex cuts

Arkansas Razorback Half Court Offense
(Basic)
Arkansas Razorbacks



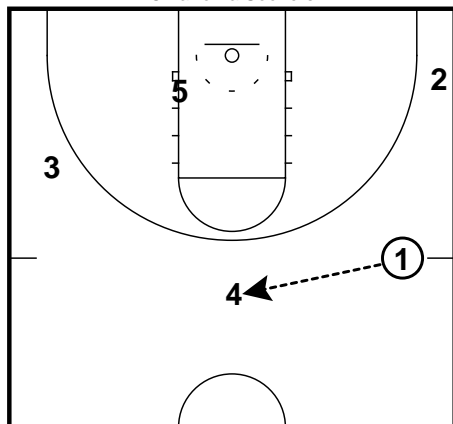
3 now has the same options: reverse to 1 or hit 2 coming off the screen

If 3 passes to 2, he screens away for 1



Early Offense

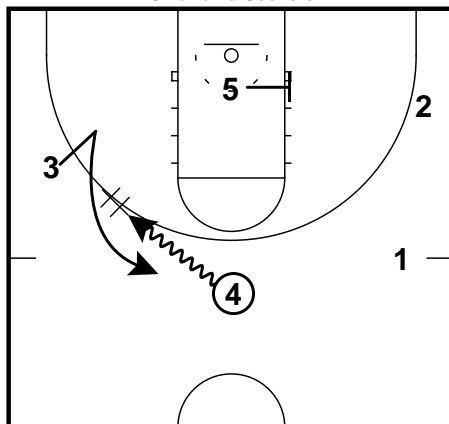
Oklahoma Sooners Pass Reversal Option
Oklahoma Sooners



Oklahoma Sooners Pass Reversal

The pass reversal option begins with the point guard passing to the trailing big man

Oklahoma Sooners Pass Reversal Option
Oklahoma Sooners

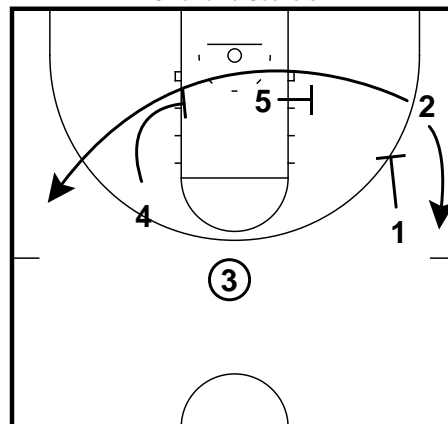


4 dribbles at 3

3 has option of backdoor on an overplay, but most often 4 executes a dribble handoff with 3

5 moves to lane line to set baseline screen for 2

Oklahoma Sooners Pass Reversal Option
Oklahoma Sooners

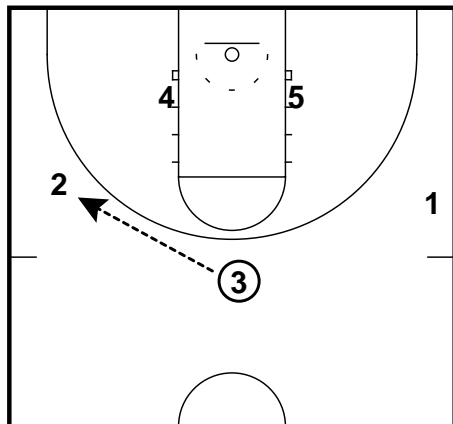


After the handoff, 4 sets the second of a double screen along the baseline with 5

3 can score off the handoff or center the ball and read 2's cut

2 has a choice to use the baseline double or the downscreen from 1 (most often he uses the baseline double)

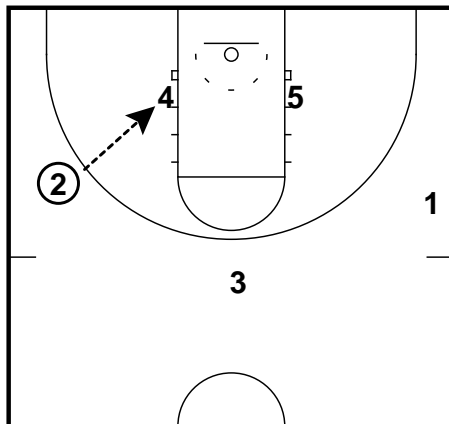
Oklahoma Sooners Pass Reversal Option
Oklahoma Sooners



3 passes to 2 coming off the baseline double screen. Depending on how he's played, 2 may curl or straight cut.

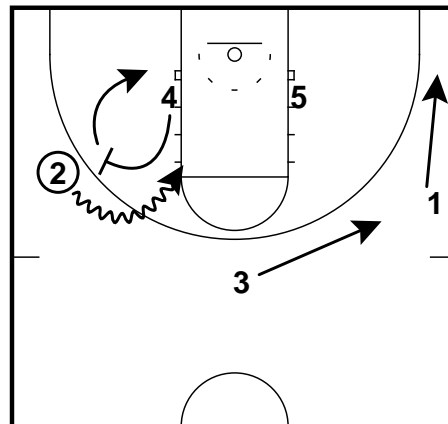
The Sooners are now into their offense.

Oklahoma Sooners Pass Reversal Option
Oklahoma Sooners



Sooners may enter into ballside post

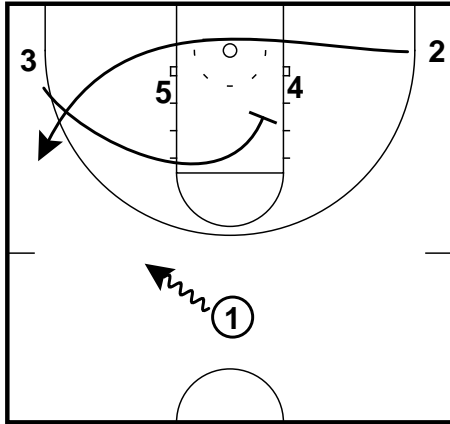
Oklahoma Sooners Pass Reversal Option
Oklahoma Sooners



Often, if the post entry is not made the ballside post will step off and execute a side pick-and-roll with the wing

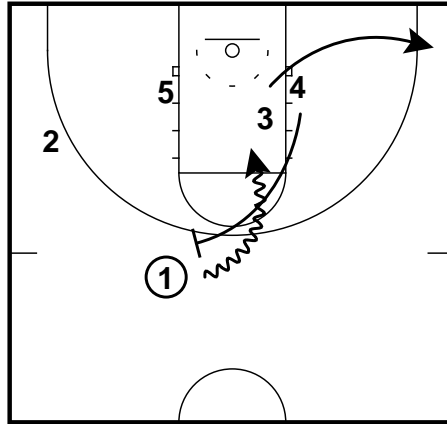
Early Offense

VCU Early Offense
VCU Rams

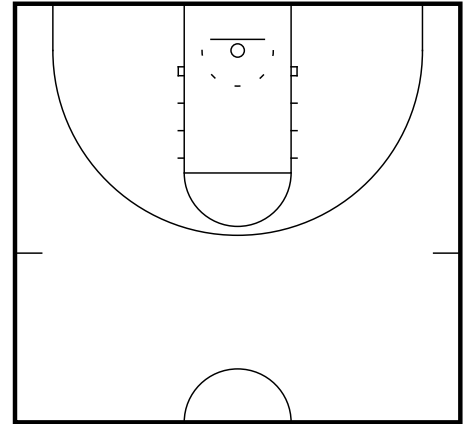


2 crosses the court to opposite wing.
3 flashes middle to screen down for 4.

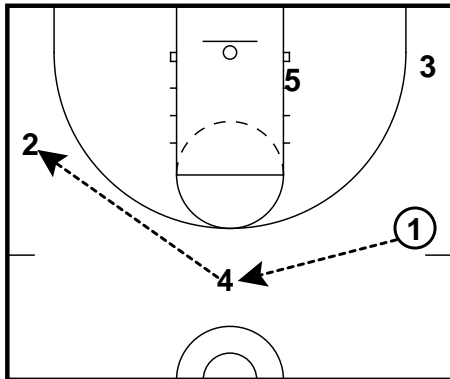
VCU Early Offense
VCU Rams



4 sprints to set ball screen for 1 as 3 clears to the corner.



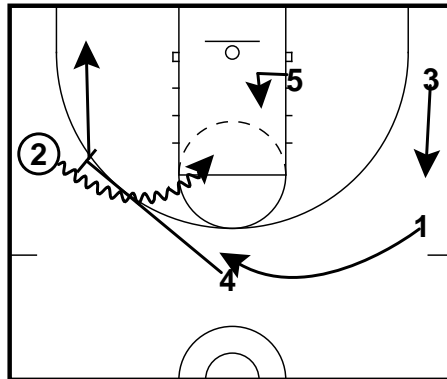
VCU Secondary Break Options
VCU Rams



(1) looks to reverse the ball to the trailer (4) and then (4) reverses to the opposite wing (2).

(5) will sprint to the ball side block initially.

VCU Secondary Break Options
VCU Rams

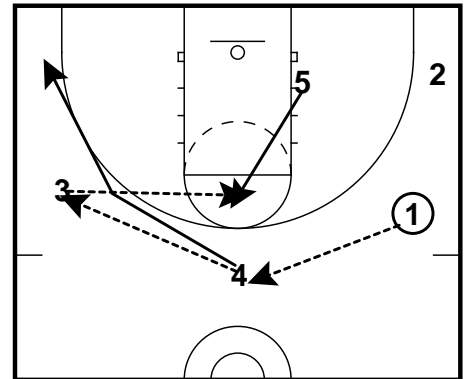


With the ball on the wing with (2) the (4) will follow the pass and set a ball screen for the wing.

As (2) comes off the ball screen looking to attack the elbow the (5) will duck in looking for the ball.

(1) and (3) will rotate up one spot to the left looking for the kick out or reverse pivot pass.

VCU Secondary Break Options
VCU Rams



Another look they gave was the following...

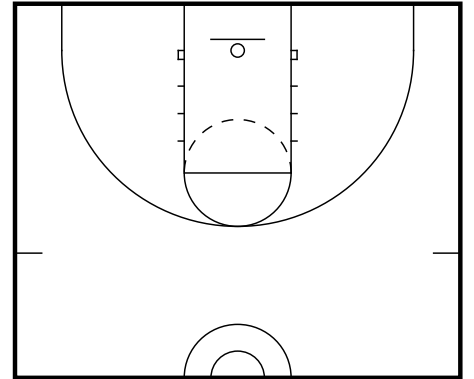
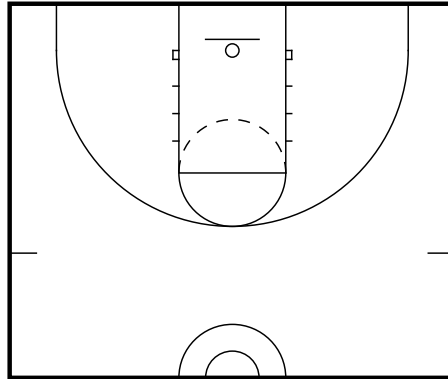
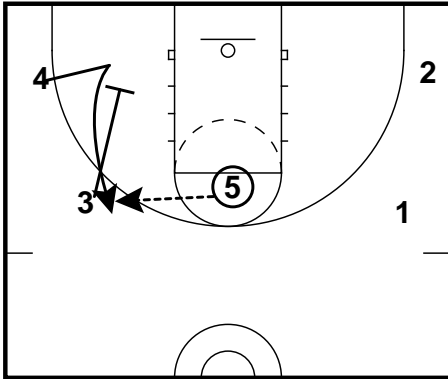
(1) reverses the ball to (4) and then to (3).

(4) will fake the ball screen then sprint to the corner.

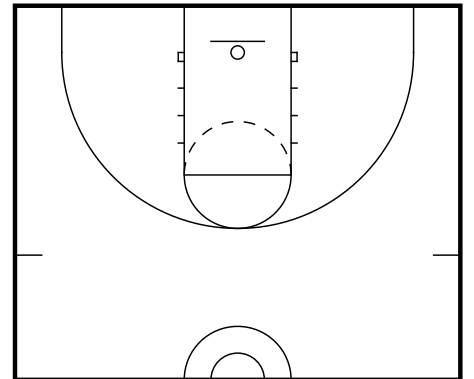
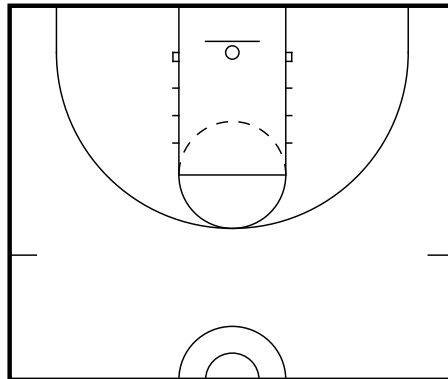
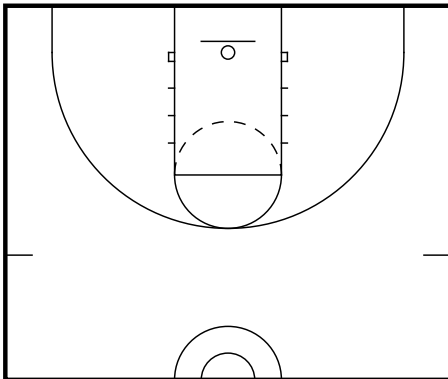
(5) will flash to the high post and receive the pass from (3).

Early Offense

VCU Secondary Break Options
VCU Rams



After (3) passes the ball to the high post (5) he will set a down screen for the (4) to curl and get a 3 on the wing.



Quick Hitters

Table of Contents

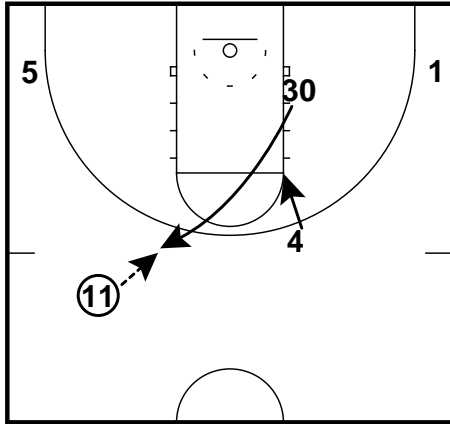
2.1	15 Flash	12
2.2	Belmont Slip	12
2.3	Butler Point Flare	13
2.4	BYU Quick Flare	13
2.5	Cincinnati Elevator to Stagger Play	14
2.6	Low Stacks Flare	15
2.7	Northeastern Elbow X	16
2.8	Northern Iowa Elbow Pop STS	16
2.9	Northern Iowa ELBOW ProCut Backscreen	17
2.10	Northern Iowa Stagger Flare	17
2.11	UNI High Stack	18
2.12	Ole Miss Quick Hitter	18
2.13	Oregon 23 Easy Down	19
2.14	Oregon Flex Stagger	19
2.15	Robert Morris Hawk Double	20
2.16	Robert Morris Pin Stagger	20
2.17	SDSU Short Corner Post Dive	21
2.18	Texas Elbow Quick Stagger	21

Quick Hitters - Contents (cont.)

2.19	UCLA Box Elevator STS	22
2.20	UCLA Elevator	22
2.21	WVU 1 - 4 High	23
2.22	WVU Flare	23

Quick Hitters

15 Flash
Indiana Hoosiers



1 - James Blackmon Jr.

4 - Robert Johnson

5 - Troy Williams

11 - Yogi Ferrell

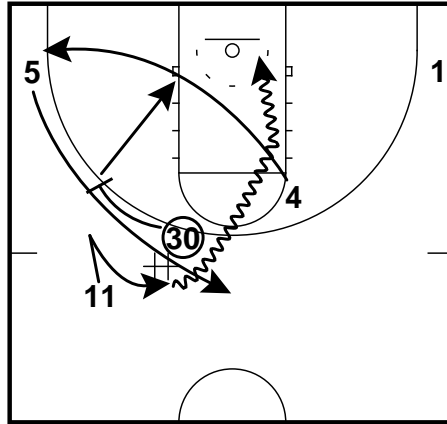
30 - Collin Hartman

- 4 walks to weakside elbow

- 30 flashes to slot

- 11 passes to 30

15 Flash
Indiana Hoosiers



- 11 takes two steps towards the corner and cuts hard off 30 for a dribble handoff

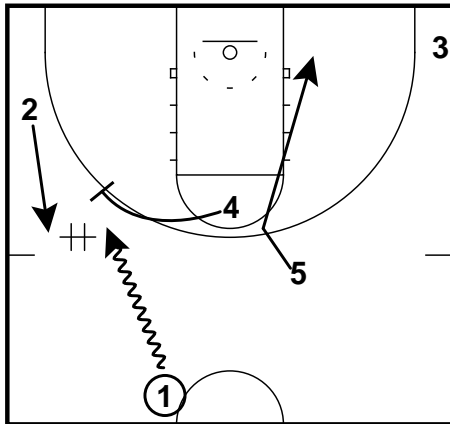
- 4 loops through the lane to the corner

- 30 screens for 5 rising to the top

- 11 attacks the rim

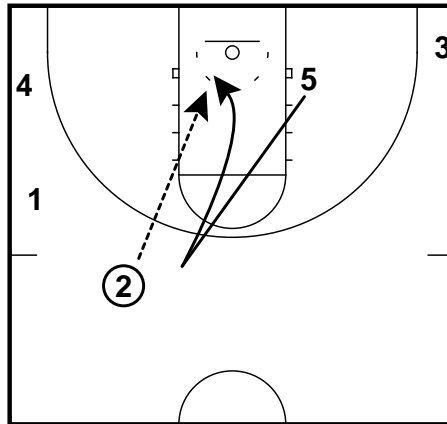
- 30 dives to the rim once 5 cuts off his screen

Belmont Slip
Belmont Bruins



4 sets a pickdown for 2 and 1 executes a DHO with 2.

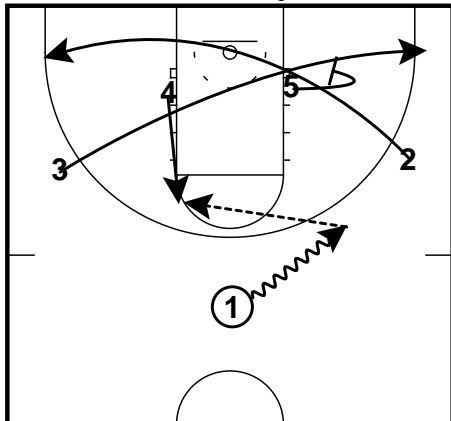
Belmont Slip
Belmont Bruins



5 sets a ballscreen, but notices his man is overhelping and slips to the rim for a layup.

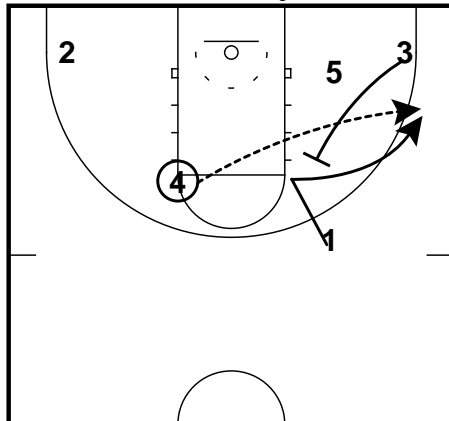
Quick Hitters

Butler Point Flare
Butler Bulldogs



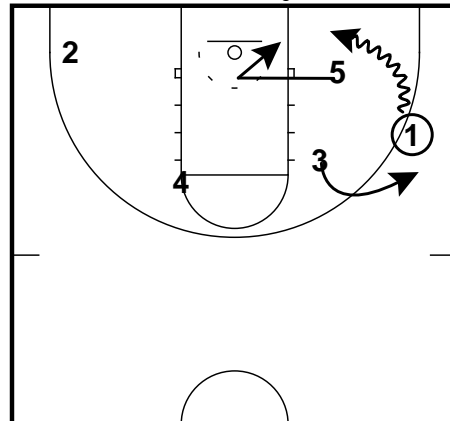
1 starts the play by dribbling to the right.
2 cuts to the opposite corner.
3 cuts to the ball-side corner off of a ball-screen from 5.
If 3 isn't open, 4 flashes to the high post.
1 passes to 4.

Butler Point Flare
Butler Bulldogs



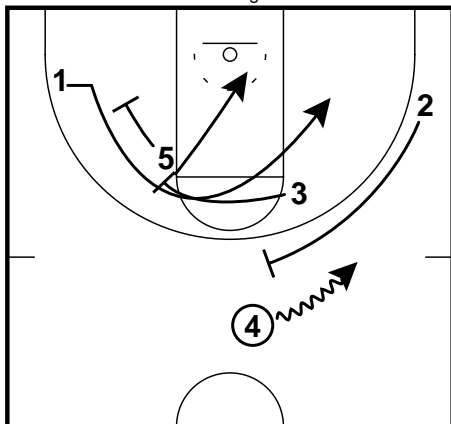
Once 4 has the ball, 3 sets a flare screen for 1.
1 flares to the wing looking for the pass from 4.
If open, 1 takes the shot.

Butler Point Flare
Butler Bulldogs



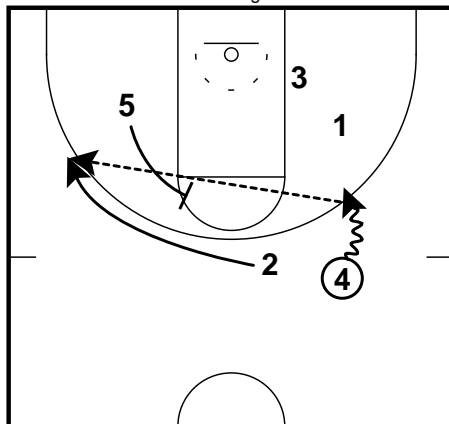
If 1 doesn't have a shot, he looks to drive baseline.
5 takes his man under the basket and posts up.
3 replaces 1 for a pitch back if needed.

BYU Quick Flare
BYU Cougars

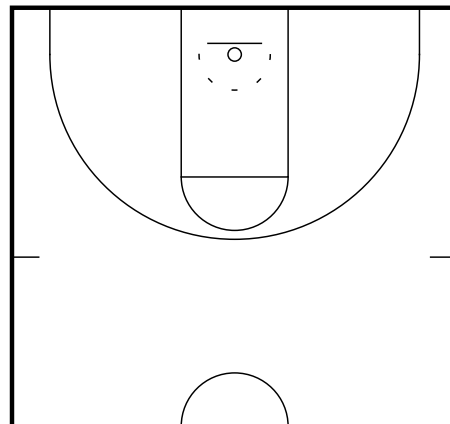


5 and 3 set stagger for 1. 3 slips and clears. 1 curls the stagger and clears. 2 slips a high ballscreen with 4.

BYU Quick Flare
BYU Cougars

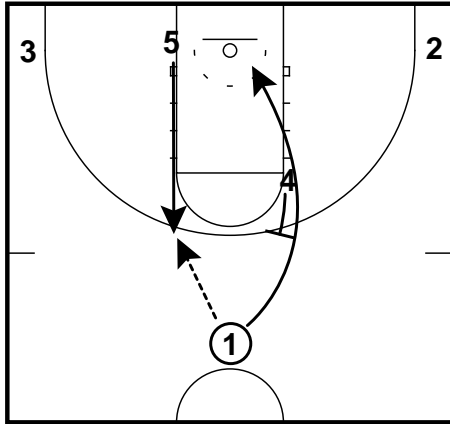


5 sets a flare screen for 2, who immediately slipped the high ballscreen with 4.



Quick Hitters

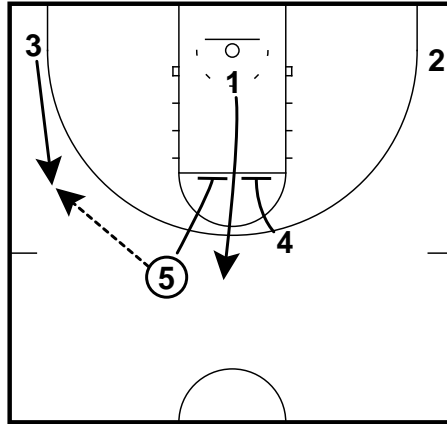
Cincinnati Elevator to Stagger Play
Cincinnati Bearcats



Play starts by 5 cutting hard to the high elbow - into horns set.

After 1 passes to 5, 1 receives back screen from 4.

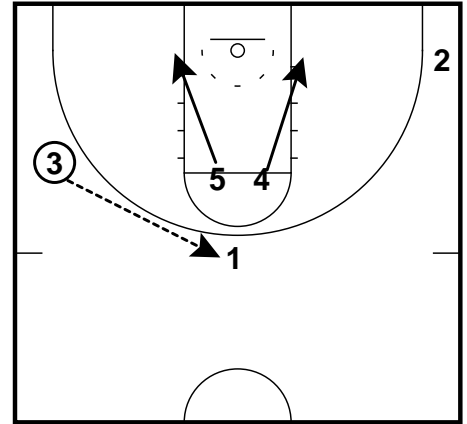
Cincinnati Elevator to Stagger Play
Cincinnati Bearcats



5 first looks for 1 cutting to the rim, if 1 is not open, 5 passes to 3.

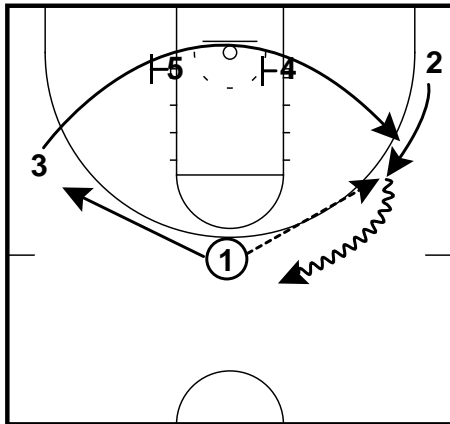
After passing to 3, 5 and 4 set elevator screen for 1.

Cincinnati Elevator to Stagger Play
Cincinnati Bearcats



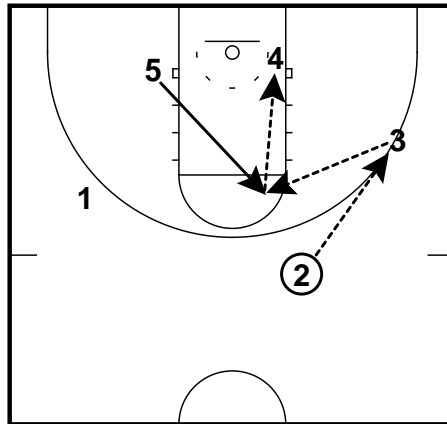
3 passes to 1, 5 and 4 go to the low blocks.

Cincinnati Elevator to Stagger Play
Cincinnati Bearcats

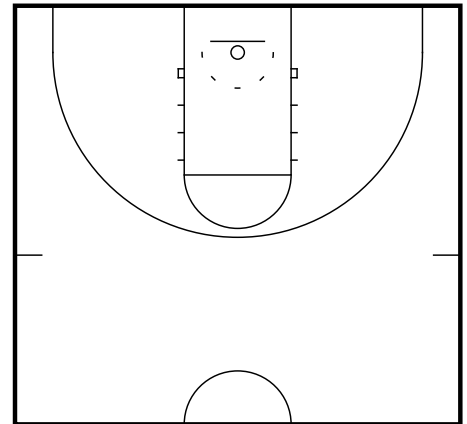


1 reverses to 2, 5 and 4 set stagger screen along baseline for 3. After 1 passes to 2, he cuts away and 2 dribbles over to fill 1's spot.

Cincinnati Elevator to Stagger Play
Cincinnati Bearcats

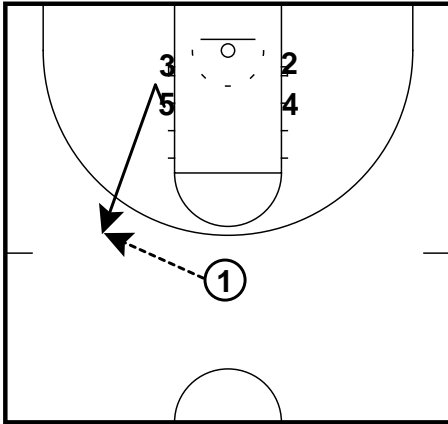


If 3 cannot make a scoring play for himself on the catch off the screen, he immediately looks inside. If 3 cannot make direct pass to 4, 5 flashes to the high post and looks high-low.



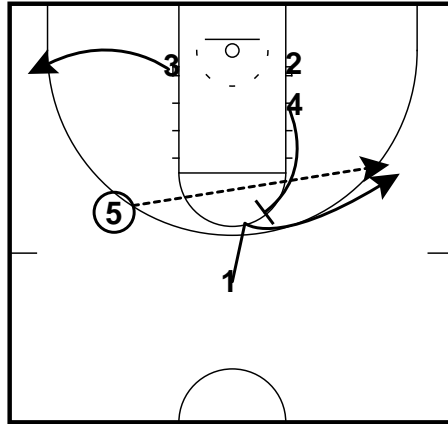
Quick Hitters

Low Stacks Flare
Iowa Hawkeyes



1 passes to 5 (White) popping out to the 3-point line.

Low Stacks Flare
Iowa Hawkeyes

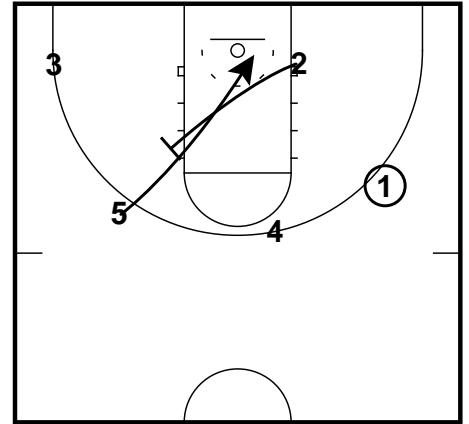


3 clears out to the corner.

4 sets a flare-screen for 1.

5 passes to 1 flaring to the wing.

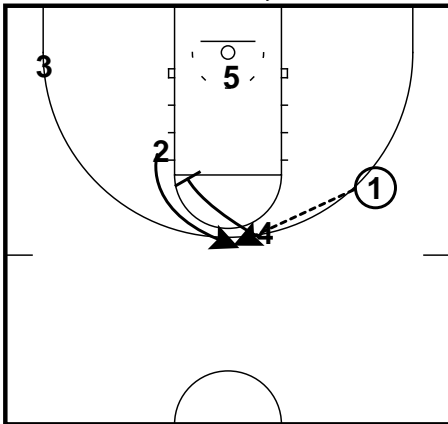
Low Stacks Flare
Iowa Hawkeyes



2 sets a screen for 5.

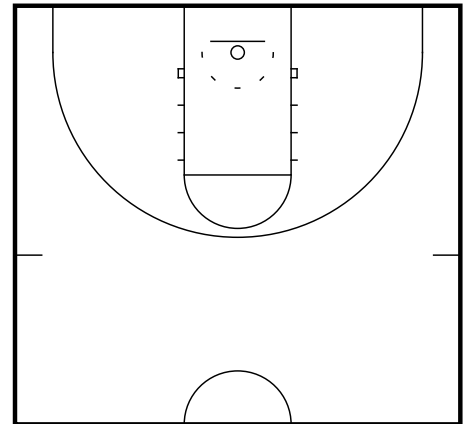
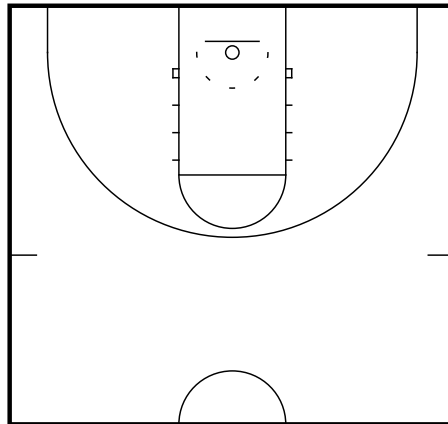
5 cuts to the basket looking for the pass for a lay-up.

Low Stacks Flare
Iowa Hawkeyes



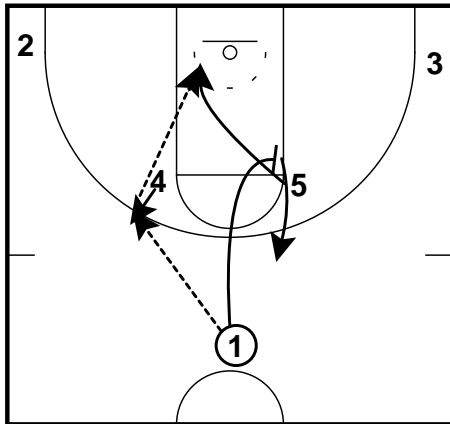
4 screens down for 2.

1 passes to 2 for a shot.

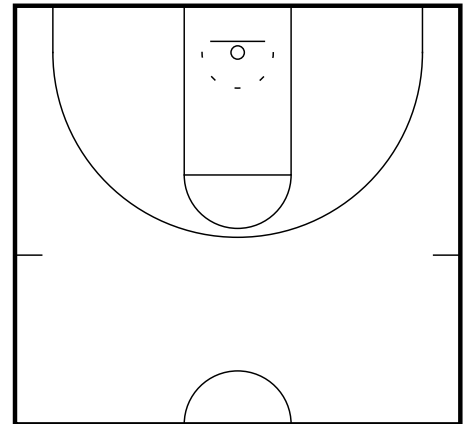
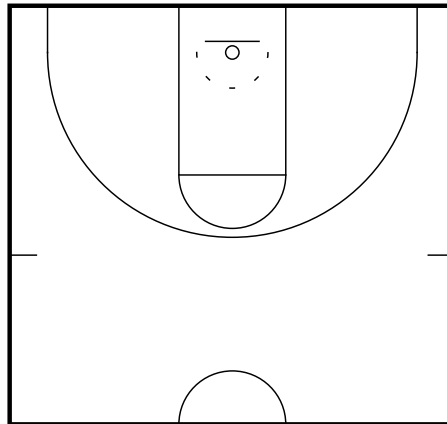


Quick Hitters

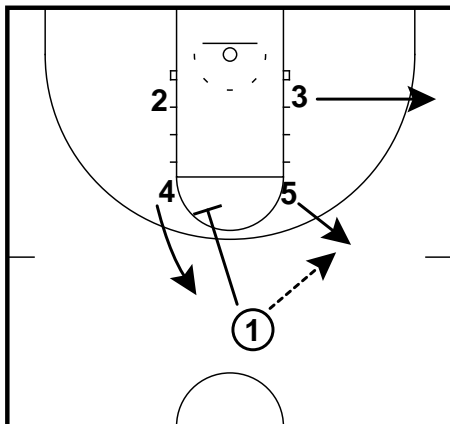
Northeastern Elbow X
Northeastern Huskies



1 hit 4 at the elbow. 1 sets a brush screen for 5. If 5 not open, 1 bounces back for DHO with 4 and 4 rolls.



Northern Iowa Elbow Pop STS
Northern Iowa Panthers

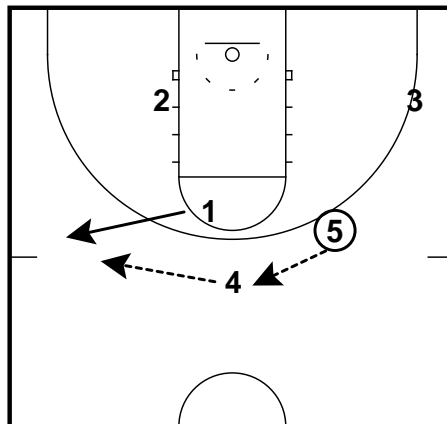


Box Set with 5 popping off elbow

1 passes to 5 then downscreens for 4

3 pops to corner

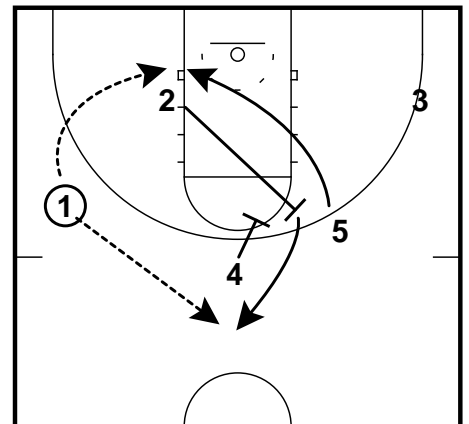
Northern Iowa Elbow Pop STS
Northern Iowa Panthers



5 passes to 4 coming off downscreen

4 reverses to 1 who has emptied to wing after setting downscreen

Northern Iowa Elbow Pop STS
Northern Iowa Panthers



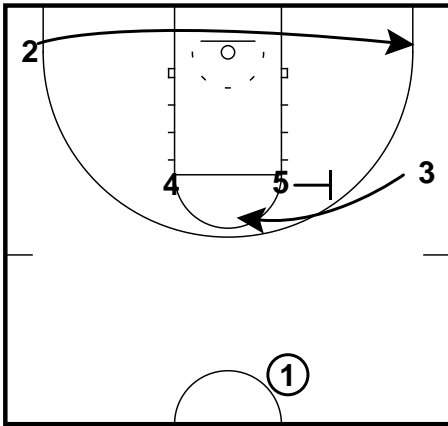
2 backscreens for 5 (Tuttle)

4 downscreens for 2 (STS)

1 has option of 5 on the block or 2 coming off STS action

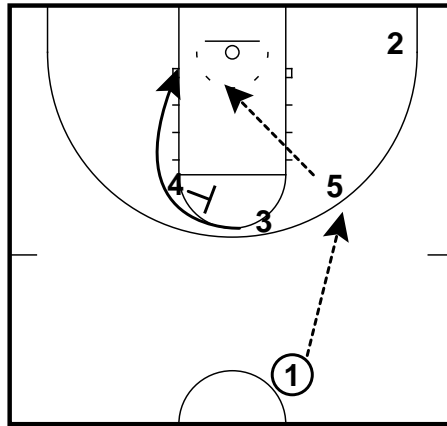
Quick Hitters

Northern Iowa ELBOW ProCut
Backscreen
Northern Iowa Panthers

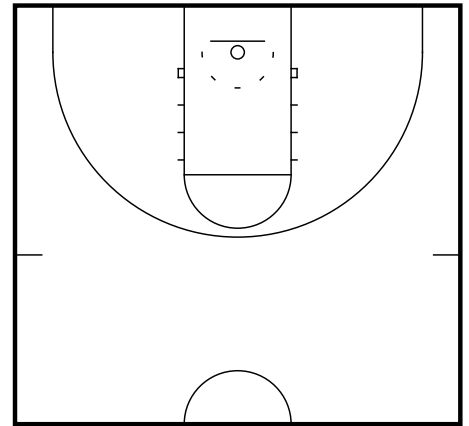


2 runs clear out cut from left to right corner
3 begins the ProCut across the bigs at FT line

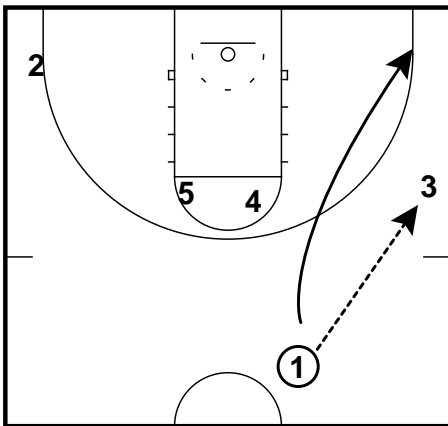
Northern Iowa ELBOW ProCut
Backscreen
Northern Iowa Panthers



As soon as first screen is set 1 enters to the first screener (5, Tuttle)
3 Continues on ProCut and gets the backscreen from 4
5 makes pass to 3 for layup

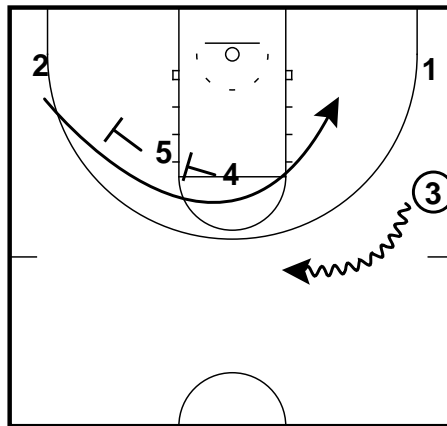


Northern Iowa Stagger Flare
Northern Iowa Panthers



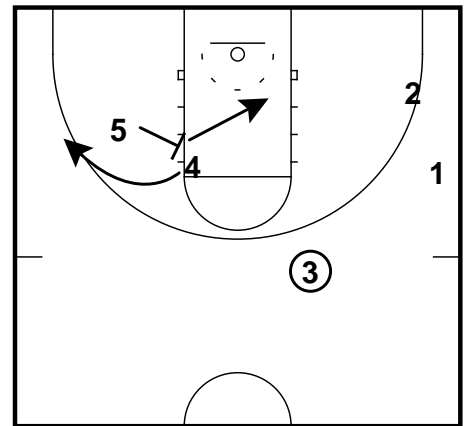
4 is the desired shooter
1 passes to 3 and corner cuts

Northern Iowa Stagger Flare
Northern Iowa Panthers



5 & 4 stagger away for 2 who sprint across and curls the stagger
3 centers with the dribble

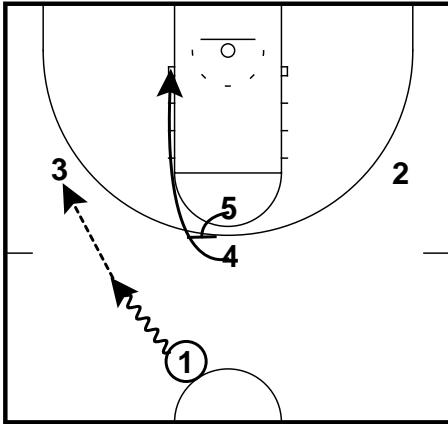
Northern Iowa Stagger Flare
Northern Iowa Panthers



5 turns and flare screens for 4
3 passes to 4 for shot or 5 (Tuttle) on slip

Quick Hitters

UNI High Stack
Northern Iowa Panthers

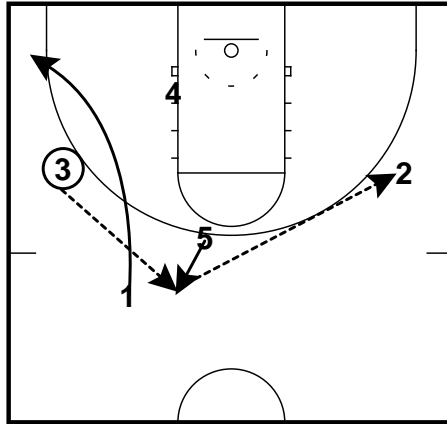


1 dribbles to the left.

5 screens for 4 who cuts to the ball-side block.

If 4 isn't open, 1 passes to 3.

UNI High Stack
Northern Iowa Panthers

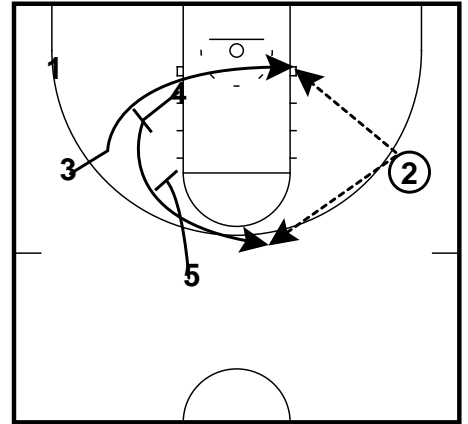


1 makes a shallow cut to the corner.

3 looks to pass inside to 4 posting up.

If nothing is open, 3 passes to 5 who passes to 2.

UNI High Stack
Northern Iowa Panthers

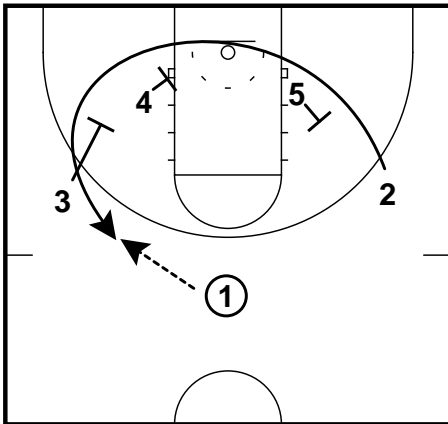


4 sets a back-screen for 3 on the wing.

5 sets a down-screen for 4.

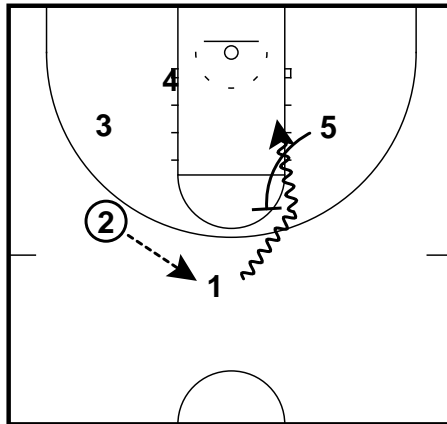
2 looks to pass to 3 at the basket or to 4 for a shot.

Ole Miss Quick Hitter
Ole Miss Rebels



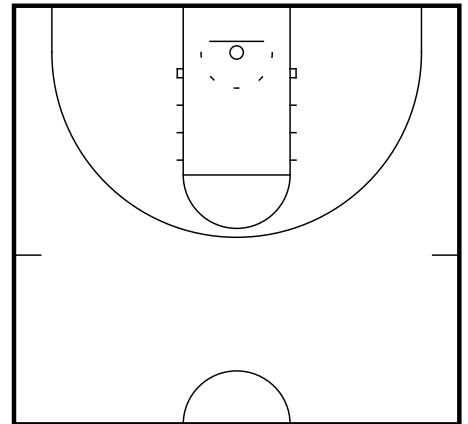
2 runs through 3 screens curling up to the left wing.

Ole Miss Quick Hitter
Ole Miss Rebels



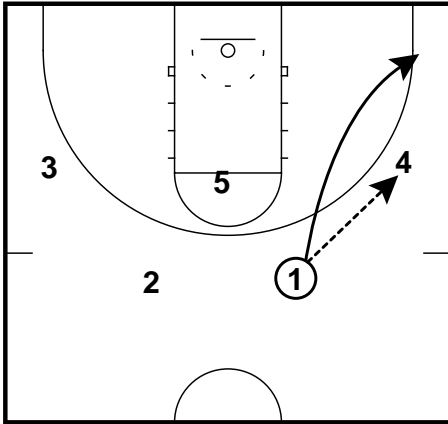
(If 2 is not open to score)

1. 2 makes an immediate pass back to 1.
2. 1 uses a flat ball screen from 5.



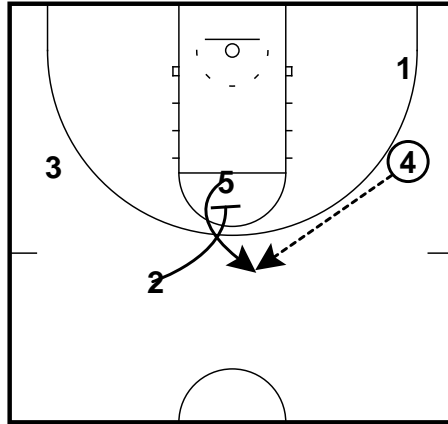
Quick Hitters

Oregon 23 Easy Down
Oregon Ducks



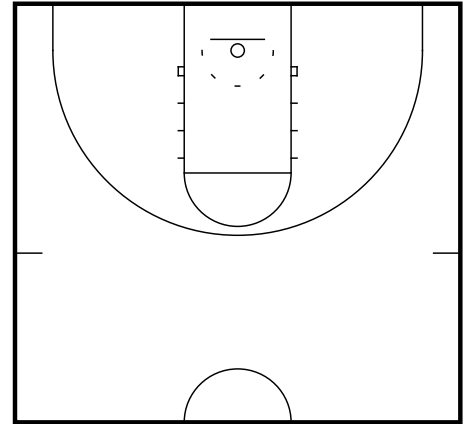
1 passes to 4 then makes a shallow cut to the corner.

Oregon 23 Easy Down
Oregon Ducks

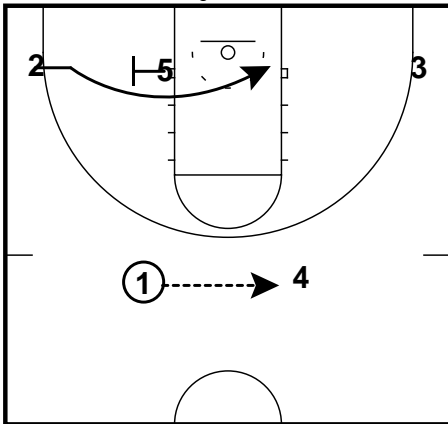


2 sets a down-screen for 5.

5 cuts to the top of the key for a shot.



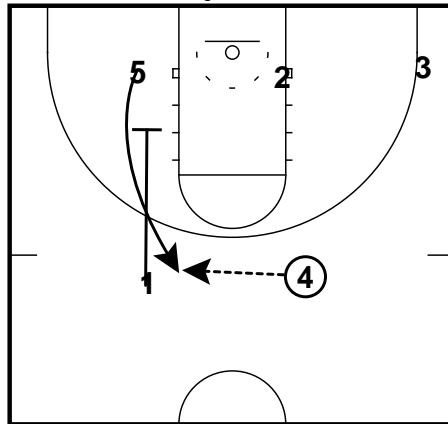
Oregon Flex Stagger
Oregon Ducks



1 passes to 4.

5 sets a flex screen for 2.

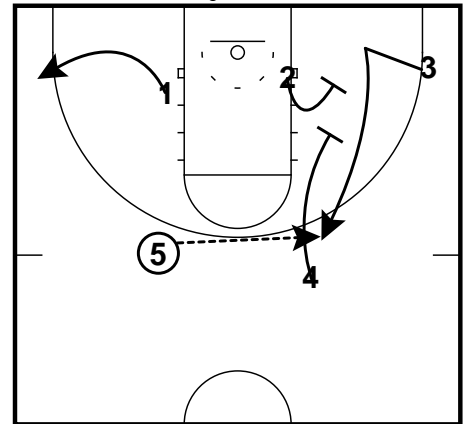
Oregon Flex Stagger
Oregon Ducks



1 sets a down-screen for 5.

4 passes to 5.

Oregon Flex Stagger
Oregon Ducks



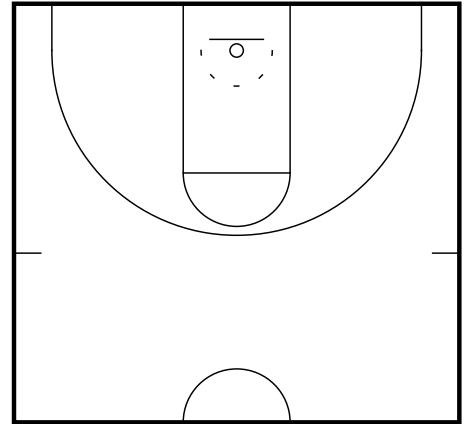
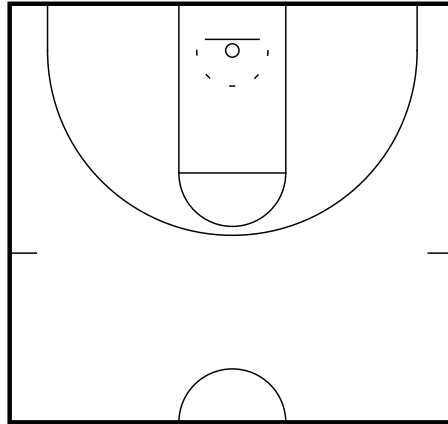
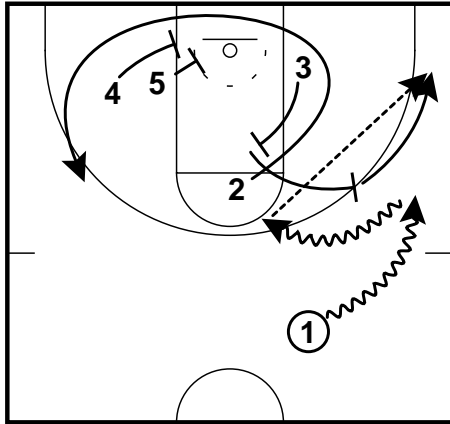
1 clears out to the corner.

2 and 4 set a staggered-screen for 3.

5 looks to pass to 3 for a shot.

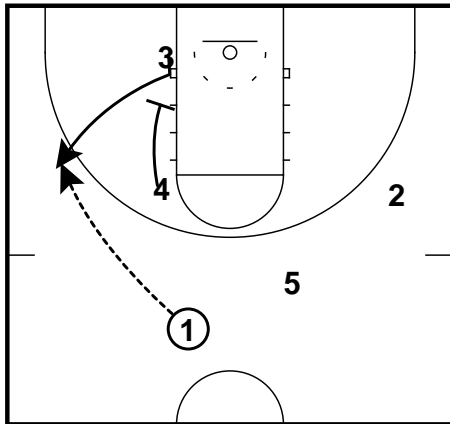
Quick Hitters

Robert Morris Hawk Double
Robert Morris Colonials

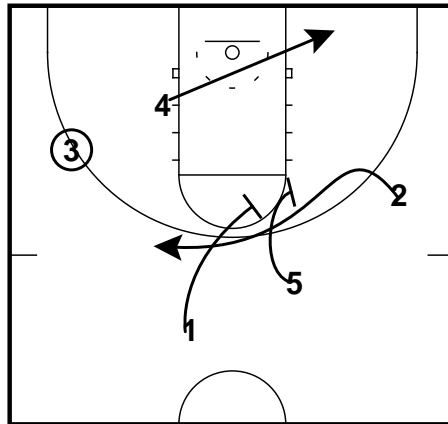


3 sets rip/hawk screen for 2. 2 gets a late look at the rim, and then continues into a double pin from 4 and 5. 3 sets side pick and pop with 1

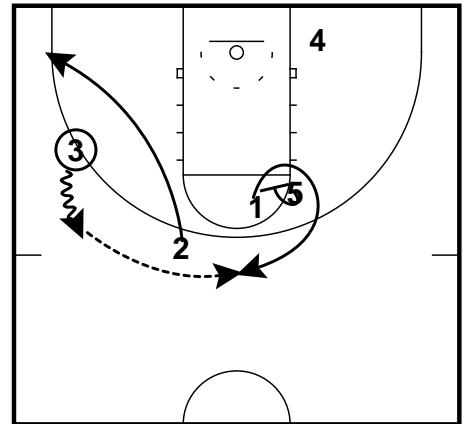
Robert Morris Pin Stagger
Robert Morris Colonials



Robert Morris Pin Stagger
Robert Morris Colonials



Robert Morris Pin Stagger
Robert Morris Colonials



4 moves down from the elbow to set a screen for 3.

3 cuts out to the wing.

1 passes to 3.

Once 3 has the ball, 1 and 5 set a staggered screen for 2.

4 moves to the opposite short corner.

3 looks to pass to 2 for a shot.

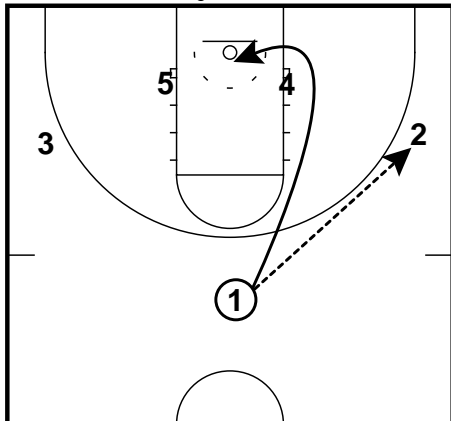
If 2 isn't open, he continues his cut to the corner.

1 loops around 5 to the top of the key.

3 takes a dribble up the floor and looks to pass to 1 for a 3-point shot.

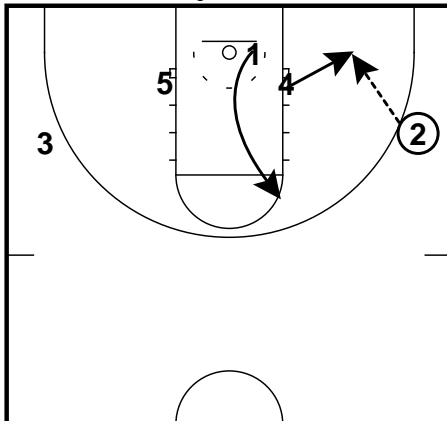
Quick Hitters

SDSU Short Corner Post Dive
San Diego State Aztecs



1 passes to 2 on the wing then loops around 4 into the lane.

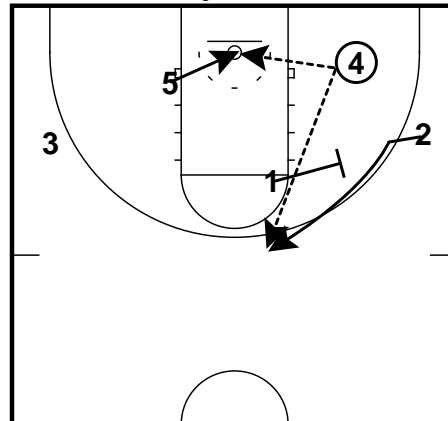
SDSU Short Corner Post Dive
San Diego State Aztecs



4 steps out to the short corner and gets the pass from 2.

1 cuts up from the basket to the elbow.

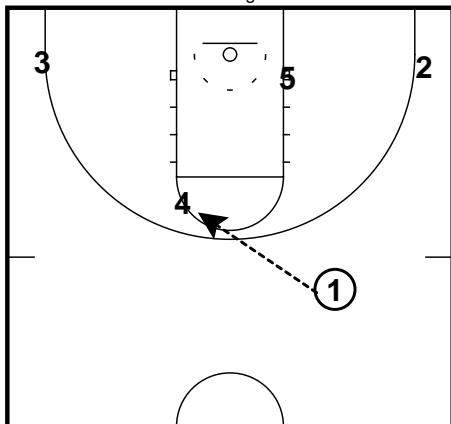
SDSU Short Corner Post Dive
San Diego State Aztecs



If 4 doesn't have a move, 1 sets a flare-screen for 2 and 5 dives to the basket.

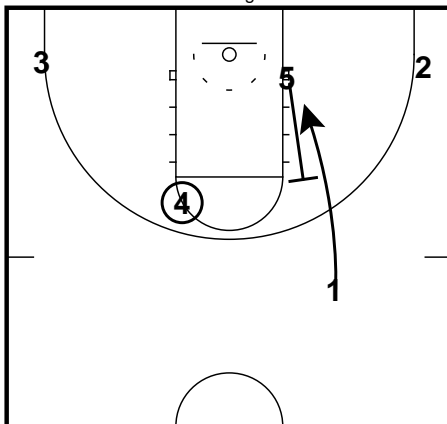
4 looks to pass to 2 for a shot or hit 5 for a lay-up.

Texas Elbow Quick Stagger
Texas Longhorns



1 passes to 4 at the high post.

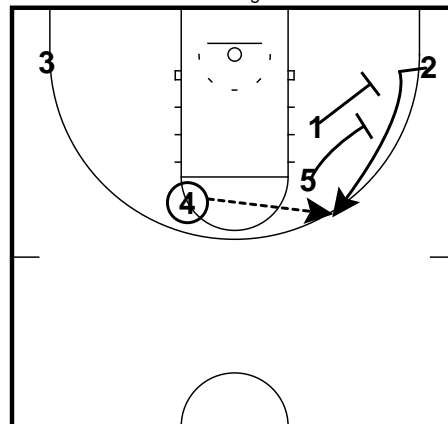
Texas Elbow Quick Stagger
Texas Longhorns



5 sets an up-screen for 1.

4 looks to pass to 1 on the cut.

Texas Elbow Quick Stagger
Texas Longhorns



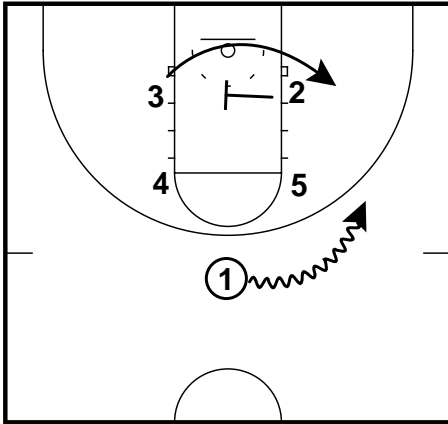
If 1 isn't open, he turns to screen for 2 in the corner.

5 joins the screen making it a staggered look for 2.

2 cuts off of the screen for a shot.

Quick Hitters

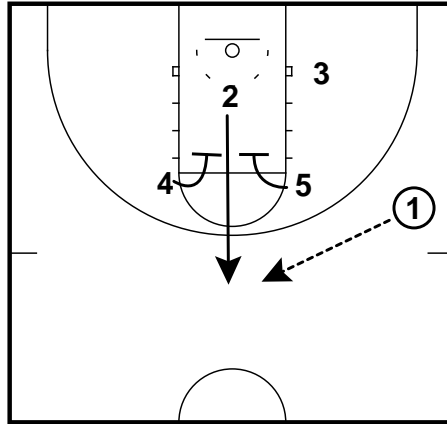
UCLA Box Elevator STS
UCLA Bruins



Box set

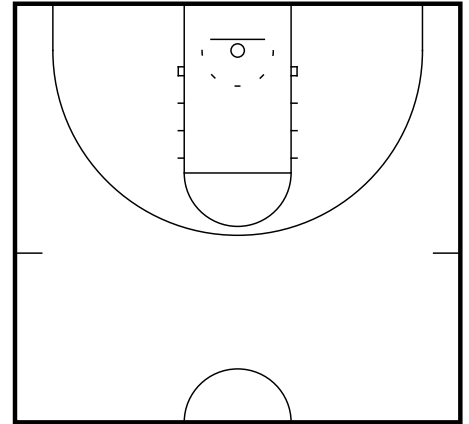
2 is desired shooter, he sets cross screen for 3 as 1 dribbles to right wing

UCLA Box Elevator STS
UCLA Bruins

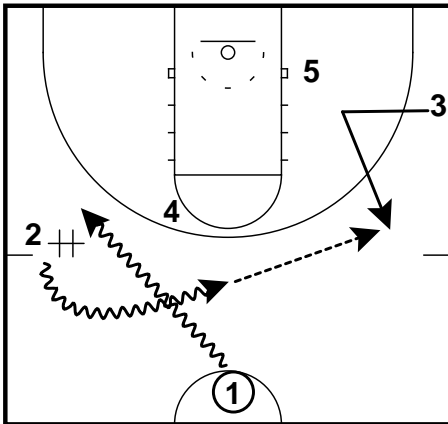


STS action

1 looks for 3 on post up
2 sprints through elevator screen
1 passes to 2 for shot

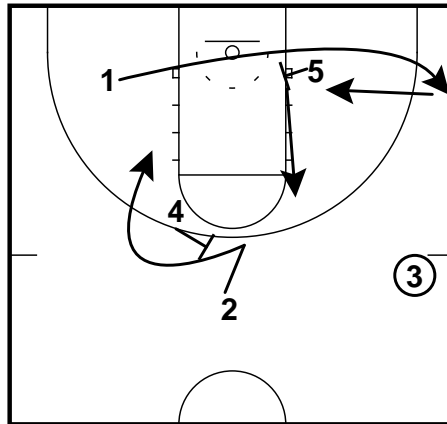


UCLA Elevator
UCLA Bruins



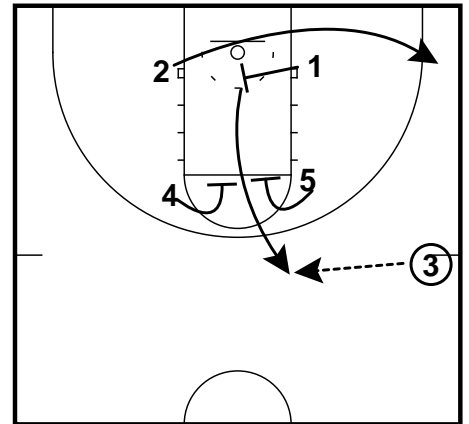
1 executes a DHO with 2, 2 dribbles and passes to 3.

UCLA Elevator
UCLA Bruins



1 comes off a down screen from 5 and 4 sets a flare screen for 2, allowing them to get in position for the real action.

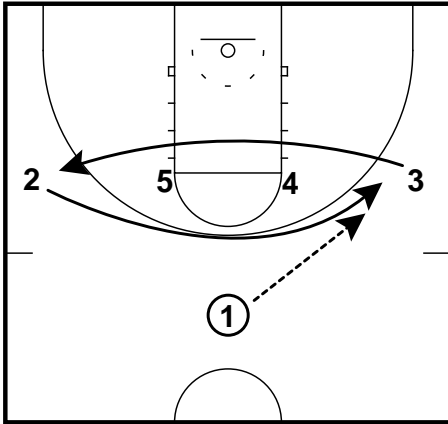
UCLA Elevator
UCLA Bruins



1 sets a cross screen for 2 to freeze his defender and then sprints through the elevator doors from 4 & 5. 3 passes to 1 for a shot.

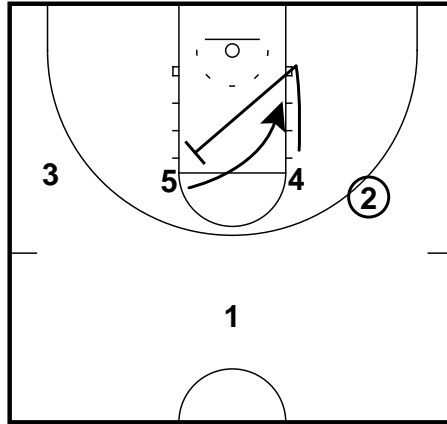
Quick Hitters

WVU 1 - 4 High
West Virginia Mountaineers

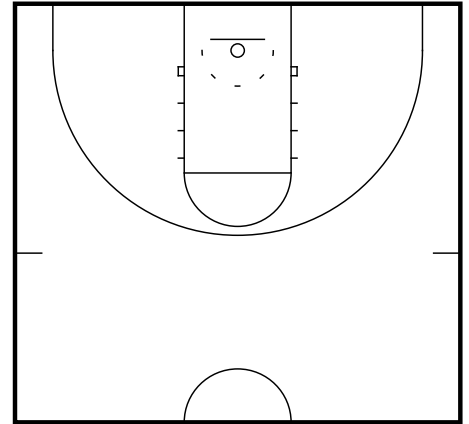


2 crosses above the FT line while 3 crosses below the FT line.

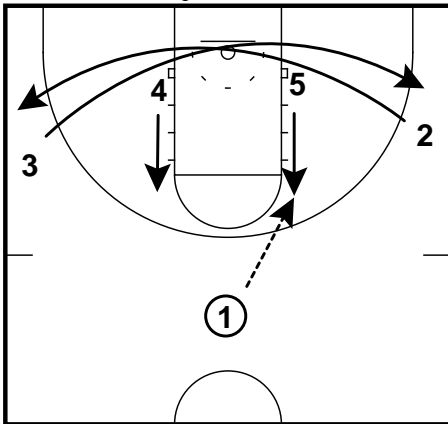
WVU 1 - 4 High
West Virginia Mountaineers



1. 4 dives to the block.
2. Sprint to set a back screen for 5.

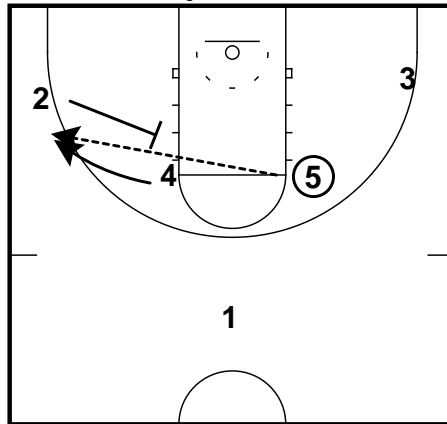


WVU Flare
West Virginia Mountaineers

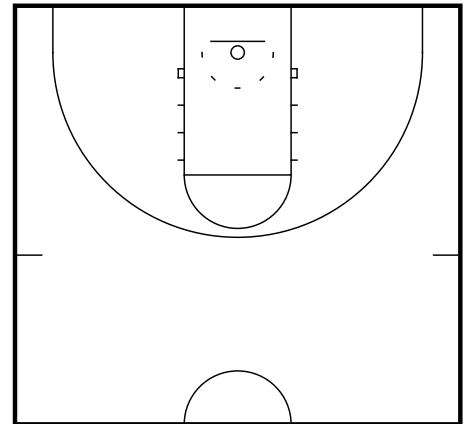


1. 2/3 cross under the blocks.
2. 4/5 elevate lane line extended.
3. 1 makes entry pass away from shooter (4).

WVU Flare
West Virginia Mountaineers



2 sets a flare screen for 4.



Continuity

Table of Contents

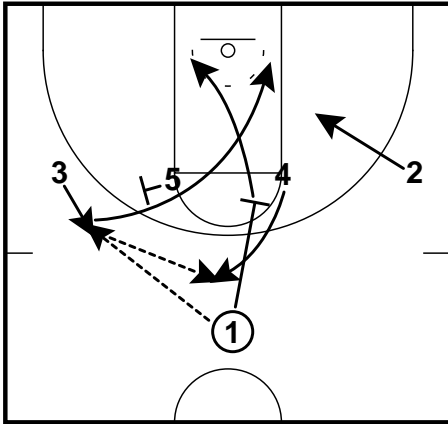
3.1	1 - 4 Blast	26
3.2	Blazer	26
3.3	Davidson Sets	27
3.4	Dayton Screen the Screener	28
3.5	Georgetown 4 Around 1	29
3.6	Georgia Flex Double	30
3.7	Georgia Flex Post Cross	30
3.8	Georgia Forwards Out Spread	31
3.9	Gonzaga Pick & Roll Continuity	31
3.10	Kansas Jayhawks High-Low Offense (Strongside Cut)	32
3.11	Kansas Jayhawks High-Low Offense (Weakside Cut)	33
3.12	Manhattan 2 Guard Front	34
3.13	Manhattan Jaspers 1 - 4 High Options	35
3.14	Michigan State Blast	36
3.15	Michigan State Forwards Out Regular	36
3.16	Michigan State Forwards Out Wide	37
3.17	Notre Dame Mover-Blocker Set 1	37
3.18	Notre Dame Mover-Blocker Set 2	38

Continuity - Contents (cont.)

3.19	Notre Dame Mover-Blocker Set 3	38
3.20	OK State Weave Cross Up	39
3.21	Oklahoma State Backscreen Offense	40
3.22	Oklahoma State Flex Slide Hand-Off	41
3.23	S.F. Austin High Flex/Dribble Handoff	42
3.24	Thru Duck In	42
3.25	UAB Blazer Box	43

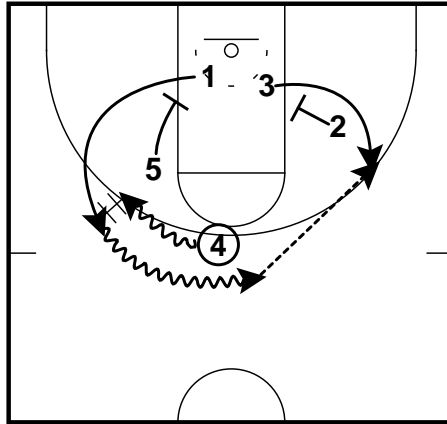
Continuity

1 - 4 Blast
Robert Morris Colonials

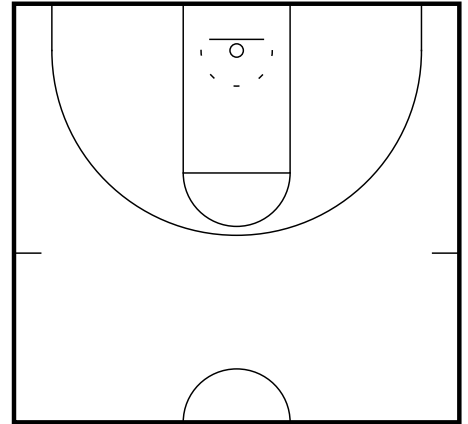


1 hits 3 on wing and pins 4 to receive ball reversal. 1 continues under rim. 5 rips 3 to rim.

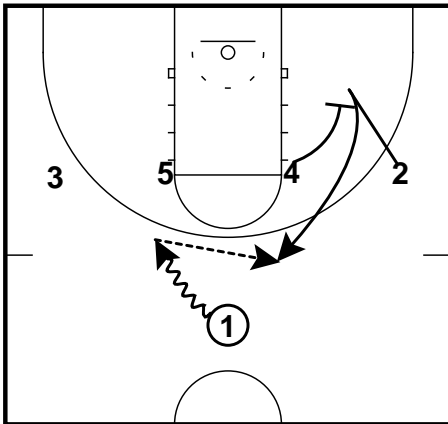
1 - 4 Blast
Robert Morris Colonials



5 and 2 pin down for Blast action. 4 DHO with 1. 1 looks for 3 on pin down.

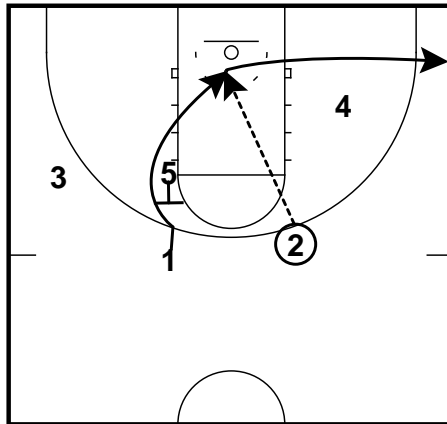


Blazer
UAB Blazers



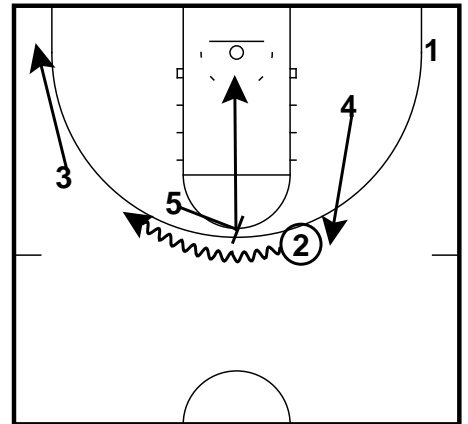
#1 dribbles out of the channel (between lane lines extended) to #3 and passes back to #2 coming off of a down screen set by #4.

Blazer
UAB Blazers



After passing to #2, #1 will come off of #5's back screen and look for a possible lob. If the lob is not there, he will clear to the ball-side corner.

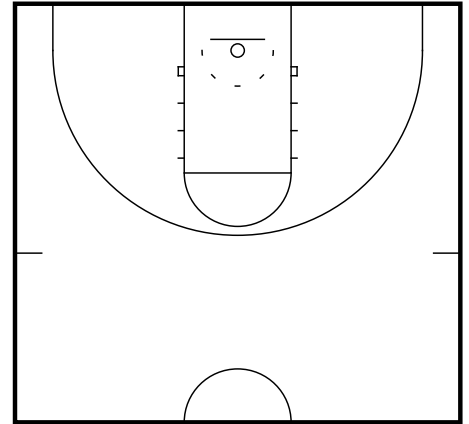
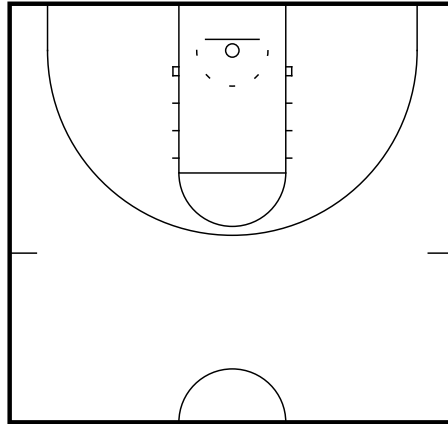
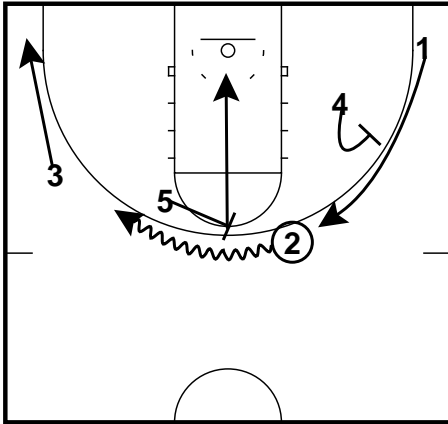
Blazer
UAB Blazers



To finish the play, #2 comes off of a ball screen set by #5 and have #5 roll to the basket. One way to finish the play is to have #4 come high and replace #2 in the slot.

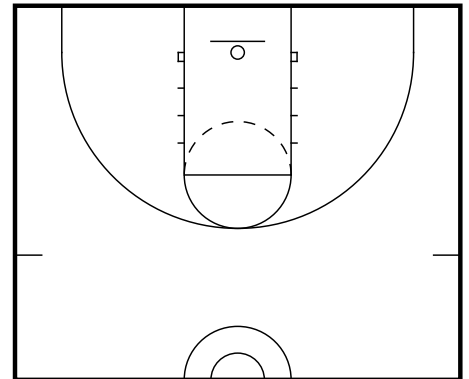
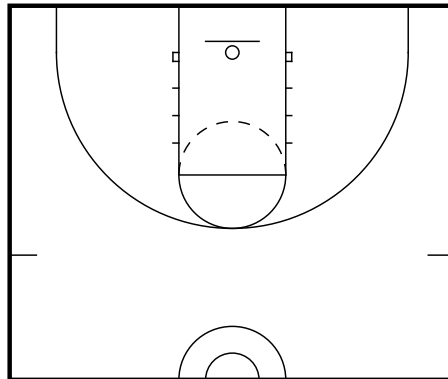
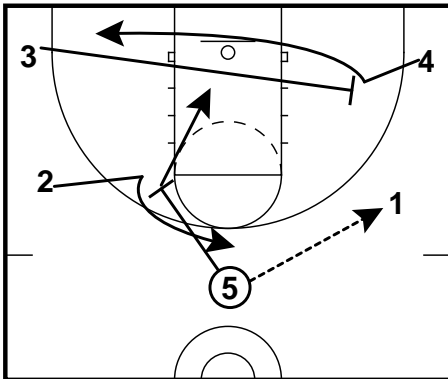
Continuity

Blazer
UAB Blazers



The same pick and roll option can be executed, but we will have #4 set a down screen for #1. If #2 passes back to #1, we will look to post up #4 and look to go inside to him.

Davidson Sets
Davidson Wildcats



(5) Passes to (1) on the wing.

(5) then sets a down screen at elbow for (2).

(2) will set his man up and use the screen to pop to the top of key for a 3.

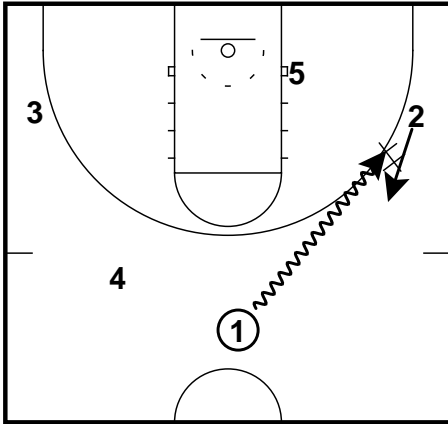
(3) will execute a baseline cut towards ball side block as the (5) is setting the screen. If (3) does not get the ball he will set a backscreen in the corner for the (4).

(5) will slip the screen to the basket quickly and then (4) will (3) backscreen.

(3) will pop to the corner after setting screen.

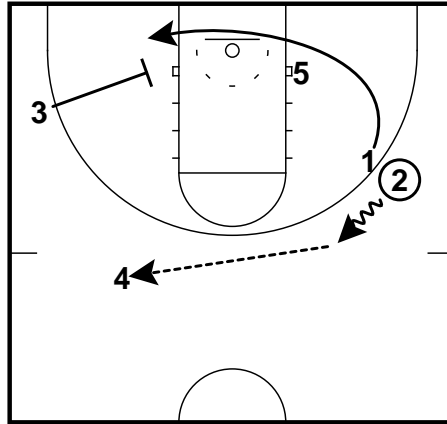
Continuity

Dayton Screen the Screener
Dayton Flyers



1 dribble enters to the wing and DHO to 2

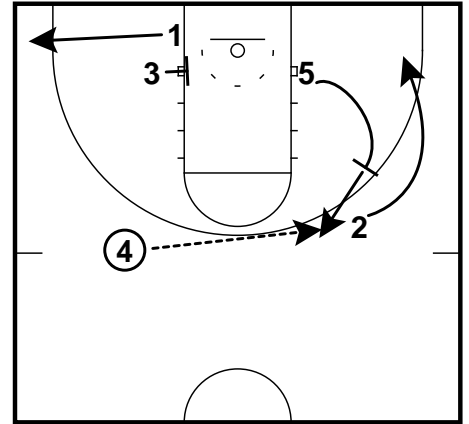
Dayton Screen the Screener
Dayton Flyers



1 continues around the 5 and off a screen by 3 to the corner.

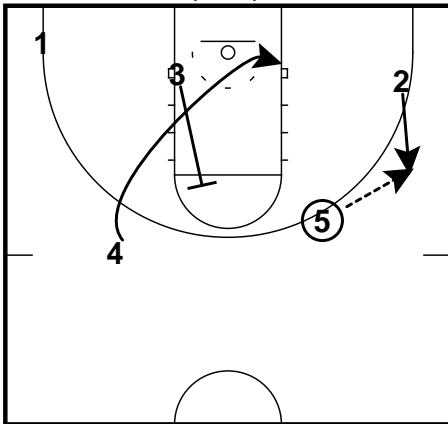
2 takes one dribble and swings to 4.

Dayton Screen the Screener
Dayton Flyers



5 sets a flare screen for 2 and pops to receive the ball lane line extended outside the 3 pt arc.

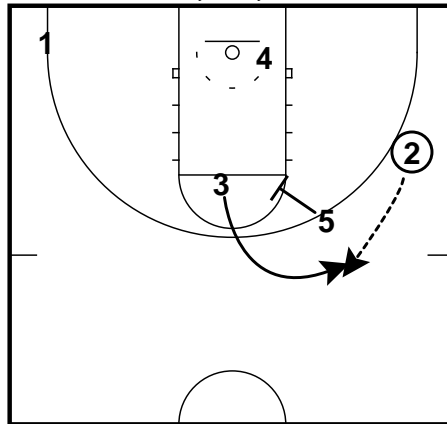
Dayton Screen the Screener
Dayton Flyers



3 sets a backscreen for 4 who cuts to the low block

5 swings to 2 on the wing.

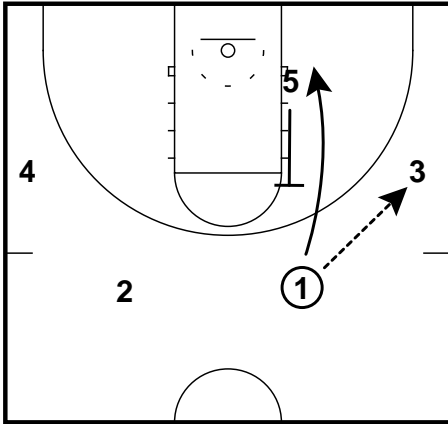
Dayton Screen the Screener
Dayton Flyers



5 screens for 3 looking for open 3pt shot.

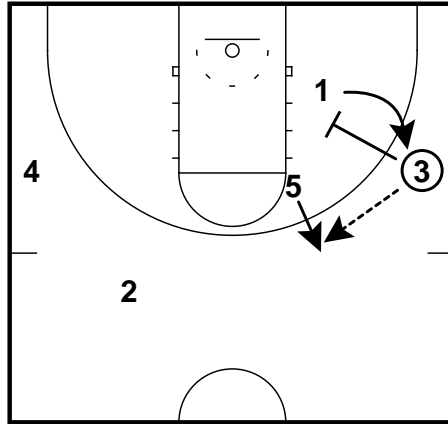
Continuity

Georgetown 4 Around 1
Georgetown Hoyas



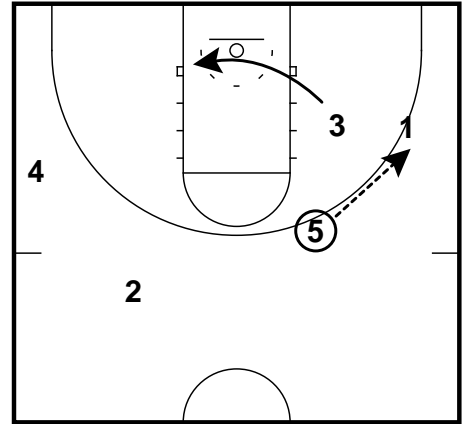
- 1. 1 passes to 3.
- 2. 1 UCLA cuts off of 5.

Georgetown 4 Around 1
Georgetown Hoyas



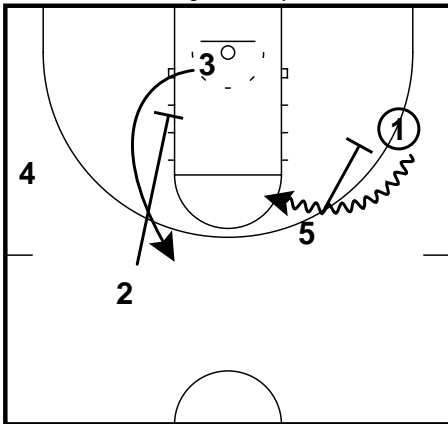
- 1. 3 passes to 5.
- 2. 3 sets a down screen for 1.

Georgetown 4 Around 1
Georgetown Hoyas

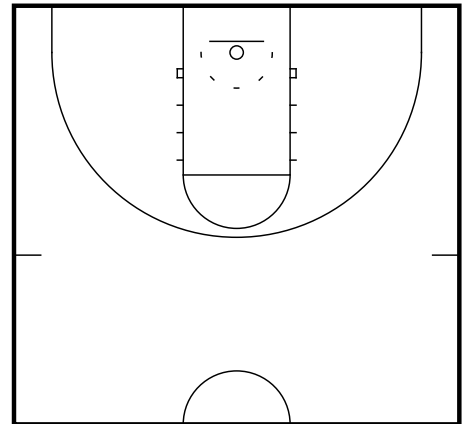
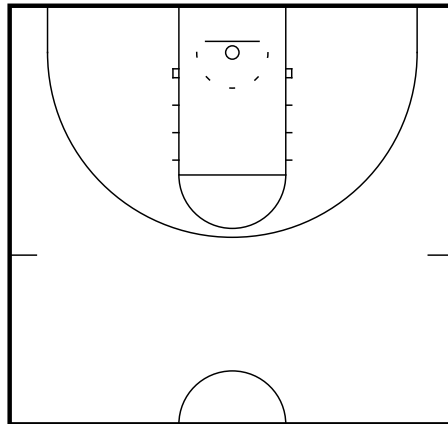


- 1. 5 Passes to 1.
- 2. 3 continues cut through the rim.

Georgetown 4 Around 1
Georgetown Hoyas

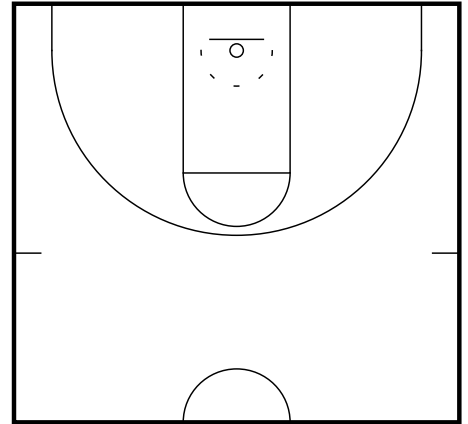
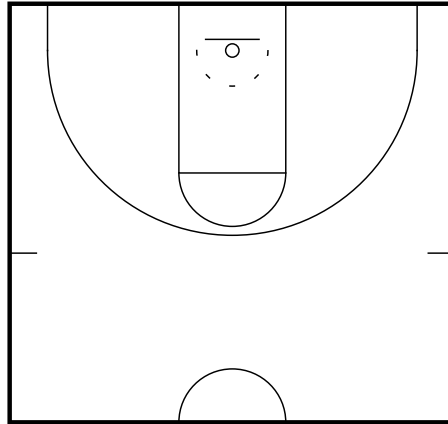
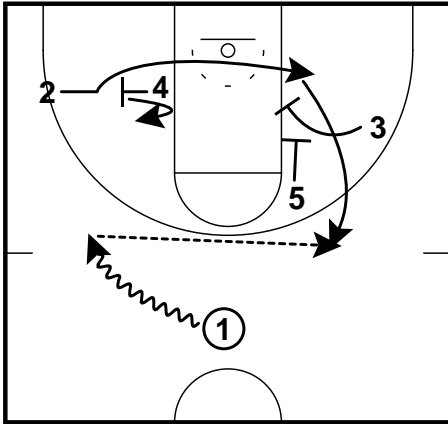


- 1. 5 sets a ball screen for 1.
- 2. 2 sets a down screen for 3.



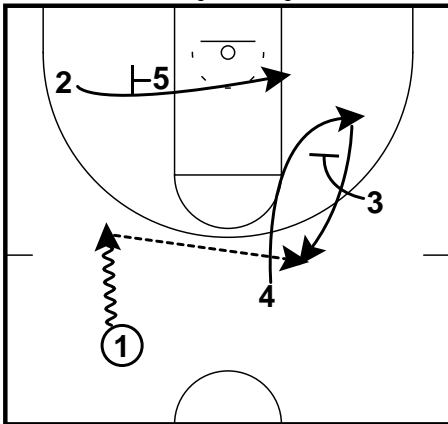
Continuity

Georgia Flex Double
Georgia Bulldogs

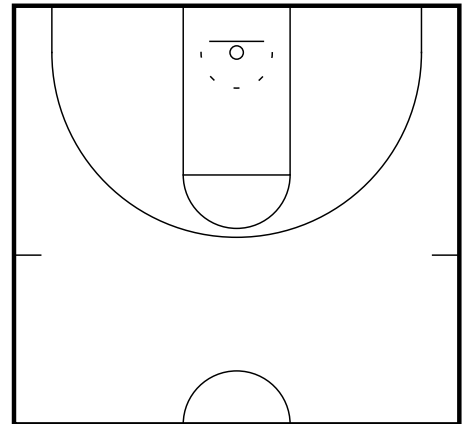
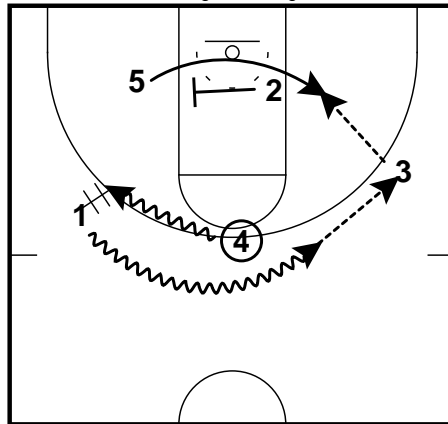


4 sets flex screen for 2 and then seals for post look. 5 and 3 set double pin down for 2.

Georgia Flex Post Cross
Georgia Bulldogs



Georgia Flex Post Cross
Georgia Bulldogs

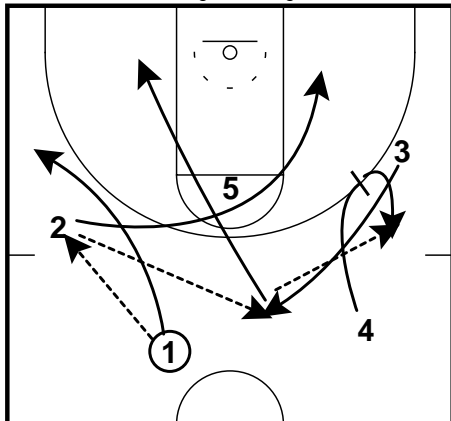


4 pops out off screen from 3. 2 flex cut off of 5.

4 DHO with 1. 2 cross screen for 5 to post.

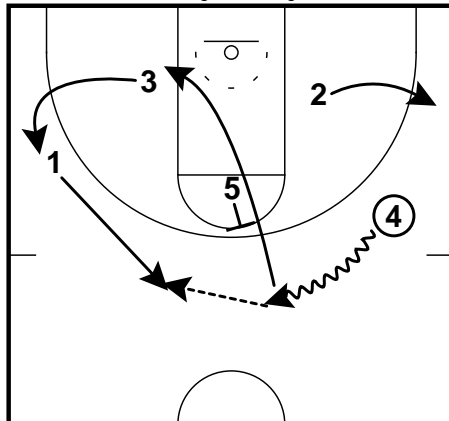
Continuity

Georgia Forwards Out Spread
Georgia Bulldogs



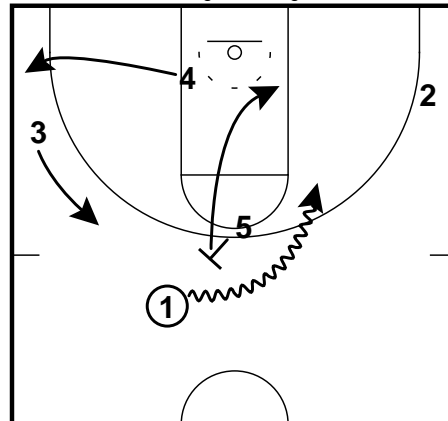
1 hits 2 and shallow cut to wing. 4 screens away for 3 and then pops back for ball reversal. 2 and 3 dive off of 5.

Georgia Forwards Out Spread
Georgia Bulldogs



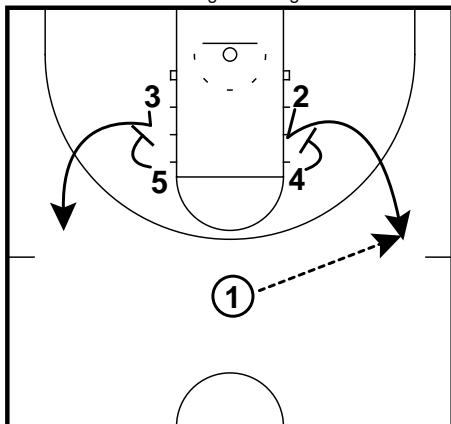
4 swings to 1 and then runs off of rip screen from 5. 3 and 2 space to wing and corner.

Georgia Forwards Out Spread
Georgia Bulldogs



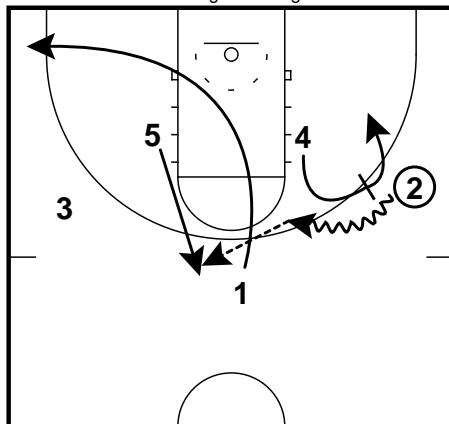
4 clears to corner. 5 runs into spread p/r with 1.

Gonzaga Pick & Roll Continuity
Gonzaga Bulldogs



Gonzaga gets into their offense in many ways, but most often they use rubs off of these arc screens to free up the wings for the point to wing entry.

Gonzaga Pick & Roll Continuity
Gonzaga Bulldogs

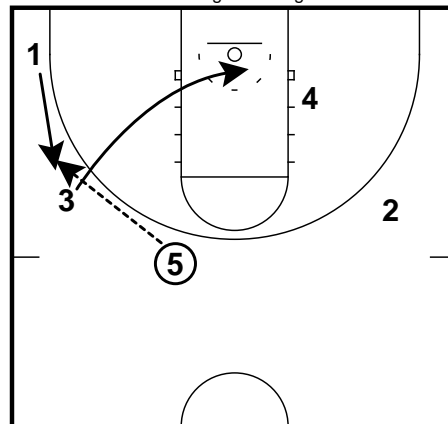


After the pass to 2, 1 corner cuts opposite.

4 steps out and runs a side pick & roll with 2. This would be the Zags first option. With Wiltjer at 4, a pick & pop for a three is an option.

5 cuts to top of key area. This clears the side for the pick & roll. If 2 cannot turn corner or find 4 on pick & roll, he passes to 5.

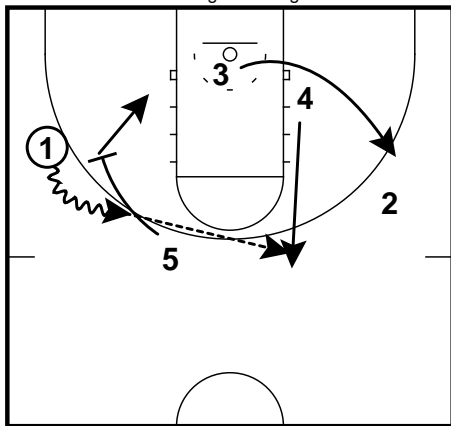
Gonzaga Pick & Roll Continuity
Gonzaga Bulldogs



As soon as 5 catches, 3 cuts hard to opposite corner and 1 replaces him at wing. 5 passes to 1.

Continuity

Gonzaga Pick & Roll Continuity
Gonzaga Bulldogs

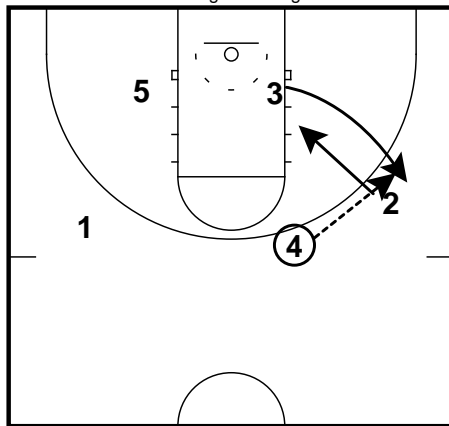


When 5 passes to 1 he follows and sets a pick & roll. The Zags love this side pick & roll with Pangos and a big.

4 sprints up top. If 1 cannot turn the corner or find 5 on roll he passes to 4.

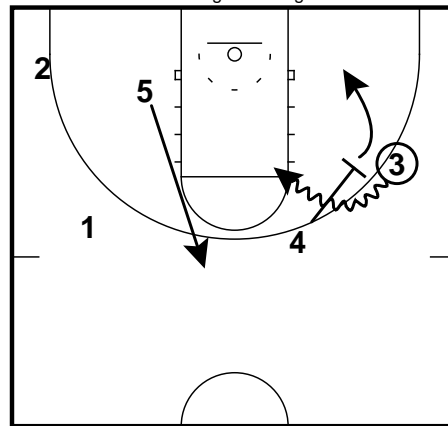
3 continues his clear out.

Gonzaga Pick & Roll Continuity
Gonzaga Bulldogs



On 4's catch 2 cuts hard for opposite corner. At times the action and ball reversal will allow for 2 to pin screen for 3, but most often it is an interchange.

Gonzaga Pick & Roll Continuity
Gonzaga Bulldogs

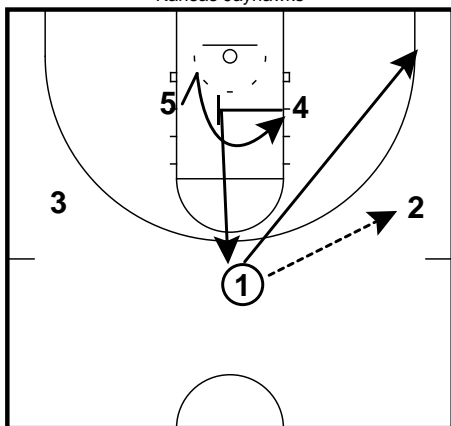


After 4 reverses to 3, he again sets the side pick & roll.

5 sprints to top and the side is cleared.

The Zags continue this continuity action until they get their desired shot.

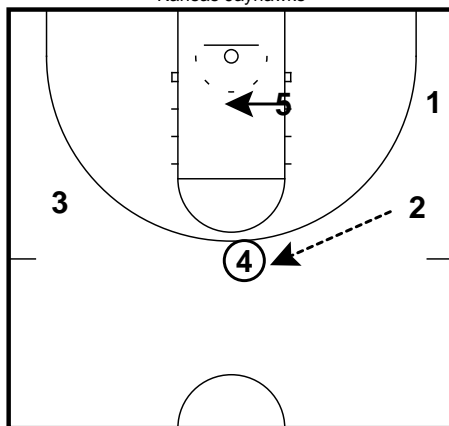
Kansas Jayhawks High-Low Offense
(Strongside Cut)
Kansas Jayhawks



1 also has the option of passing to 2 and cutting to the strong side corner.

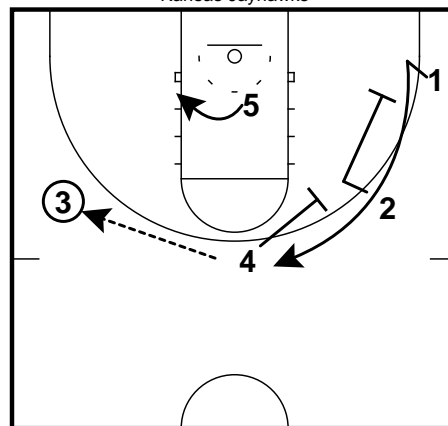
4 would screen away for 5 then open to top of key

Kansas Jayhawks High-Low Offense
(Strongside Cut)
Kansas Jayhawks



2 passes to 4 and 5 posts between ball and basket looking for high-low entry or duck in.

Kansas Jayhawks High-Low Offense
(Strongside Cut)
Kansas Jayhawks



4 reverses to 3

2 downscreens for 1

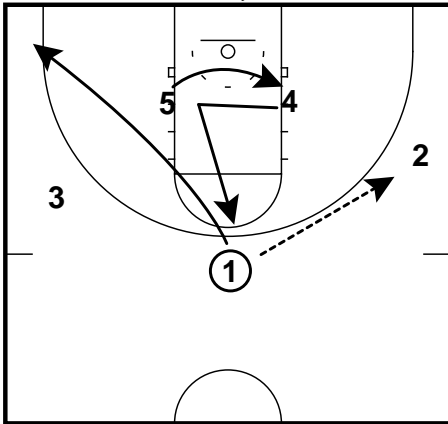
4 sets stagger screen

5 follows ball, 3 and 5 are isolated for a two man game with helpside occupied by stagger action.

1 comes off stagger looking for shot or curl.

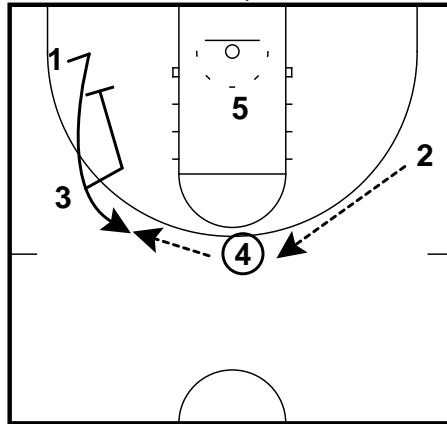
Continuity

Kansas Jayhawks High-Low Offense
(Strongside Cut)
Kansas Jayhawks



We are now back to basic set where 1 can pass to 2 and cut either to weakside corner or strongside corner.

Kansas Jayhawks High-Low Offense
(Strongside Cut)
Kansas Jayhawks



Back into the weakside cut action.

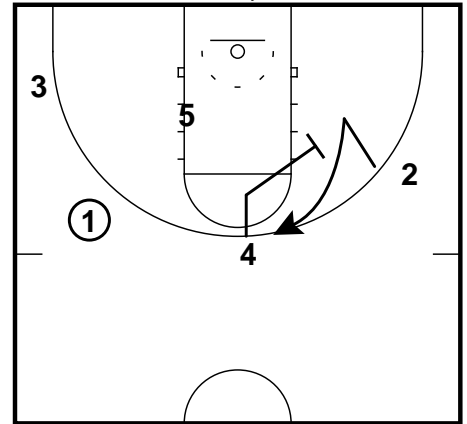
2 centers to 4.

4 looks high-low to 5

3 downscreens for 1

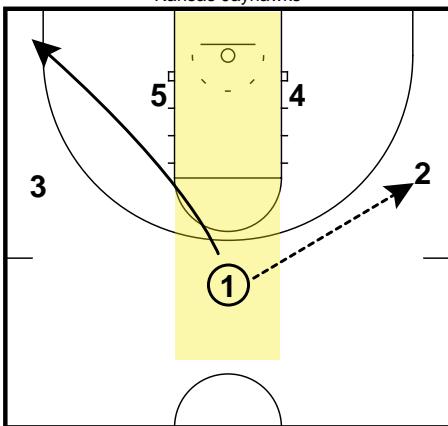
If no high-low entry is made, 4 reverses to 1

Kansas Jayhawks High-Low Offense
(Strongside Cut)
Kansas Jayhawks



1 can enter to 5 or pass to the weakside action of 4's downscreen for 2.

Kansas Jayhawks High-Low Offense
(Weakside Cut)
Kansas Jayhawks



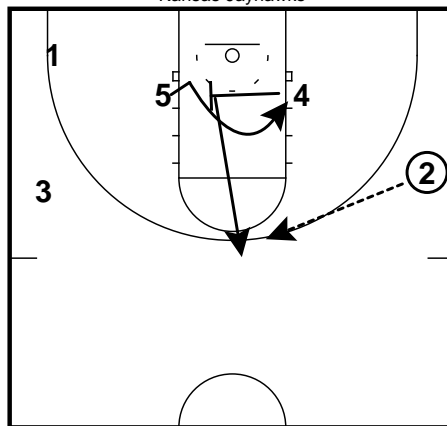
Initial Positioning

The point guard wants to enter the offense from the lane channel. The free throw lane lines extended create this channel (shaded area).

At times, the Jayhawks use a box set and screen for 2 and 3 to free them on the wings.

Most often there is a point to wing entry. After the entry, 1 cuts to weakside corner

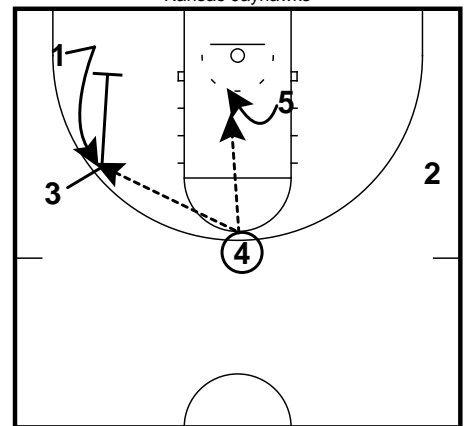
Kansas Jayhawks High-Low Offense
(Weakside Cut)
Kansas Jayhawks



When the wing catches, 4 cross screens for 5 the opens to top of key.

2 makes centering pass to 4.

Kansas Jayhawks High-Low Offense
(Weakside Cut)
Kansas Jayhawks



This is the trademark positioning of the High-Low offense.

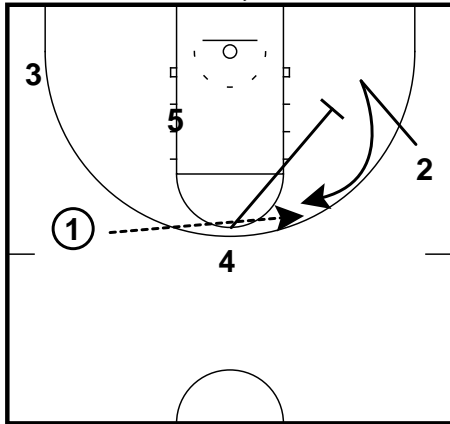
RULE: when the high post(4) has the ball the low post (5) will be in a direct line to between the ball and the basket.

If fronted, 5 walks his man up the lane and the Jayhawks look to complete the lob. If the defender stays on the side there is a scoop entry and if the defender plays behind, 5 ducks in.

If the High-Low entry is not made, the ball is reversed. Typically 3 will downscreen for 1 when 4 catches the ball.

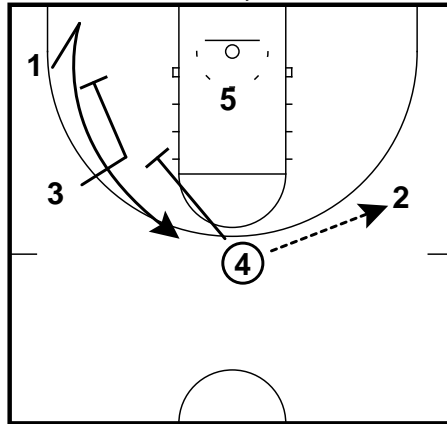
Continuity

Kansas Jayhawks High-Low Offense
(Weakside Cut)
Kansas Jayhawks



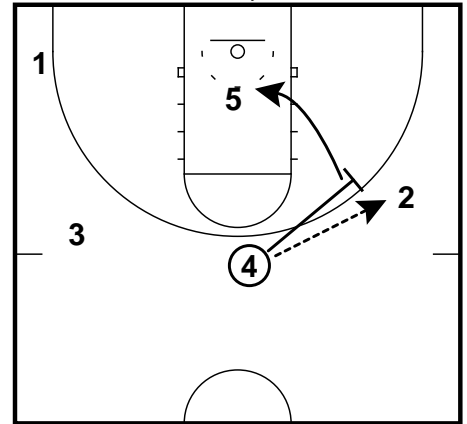
Upon reversal to the strong side, 4 downscreens for 2 who reads his man and makes the proper cut

Kansas Jayhawks High-Low Offense
(Weakside Cut)
Kansas Jayhawks



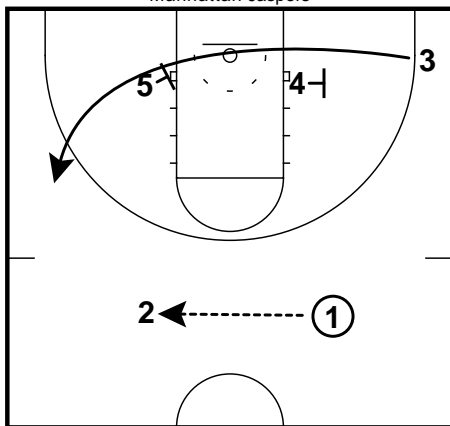
In the event 4 cannot make the High-Low entry or reverse to the strong side, 4 can go back to 2 and set a staggered double away for 1.

Kansas Jayhawks High-Low Offense
(Weakside Cut)
Kansas Jayhawks



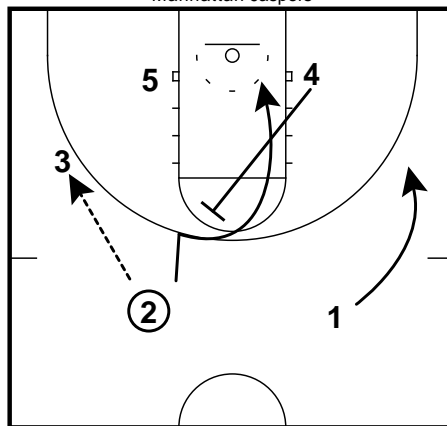
Another option when no high-low entry or reversal occurs is to go back to 1 and set a pick-and-roll on the weakside.

Manhattan 2 Guard Front
Manhattan Jaspers



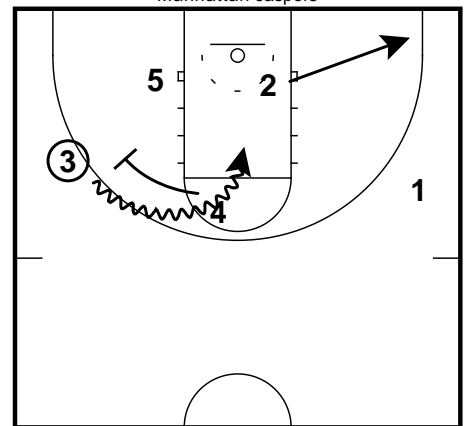
1. 1 passes to 2
2. 3 uses stagger screen from 4/5

Manhattan 2 Guard Front
Manhattan Jaspers



1. 2 passes to 3.
2. 4 sets a back screen for 2.

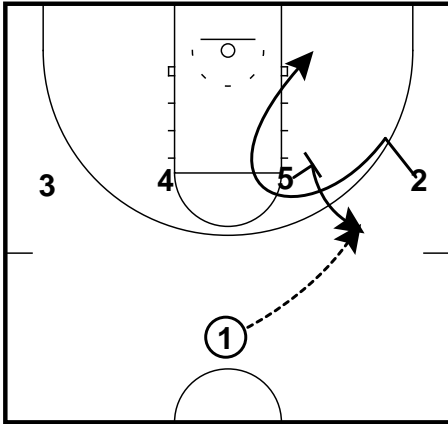
Manhattan 2 Guard Front
Manhattan Jaspers



1. 2 flares to the corner.
2. 4 sets a ball screen for 3. (Because of the 5's location this is preferably a pick and pop)

Continuity

Manhattan Jaspers 1 - 4 High Options
Manhattan Jaspers

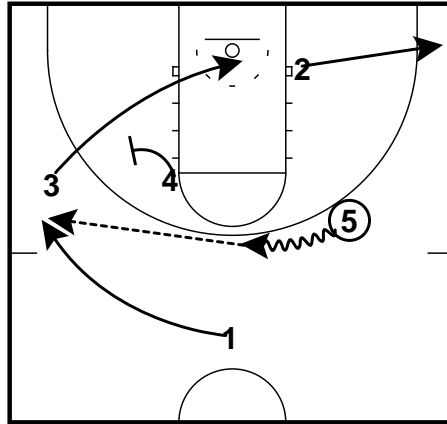


2 loops around a screen from 5.

5 pops out to the wing.

1 passes to 5.

Manhattan Jaspers 1 - 4 High Options
Manhattan Jaspers

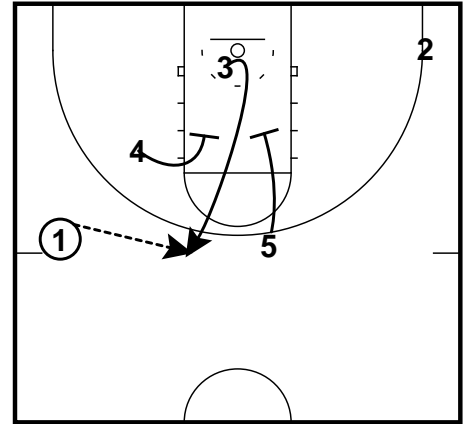


Once 5 has the ball, 4 sets a back-screen for 3.

5 looks for 3 cutting to the basket.

If 3 isn't open, 5 passes to 1 on the left wing.

Manhattan Jaspers 1 - 4 High Options
Manhattan Jaspers

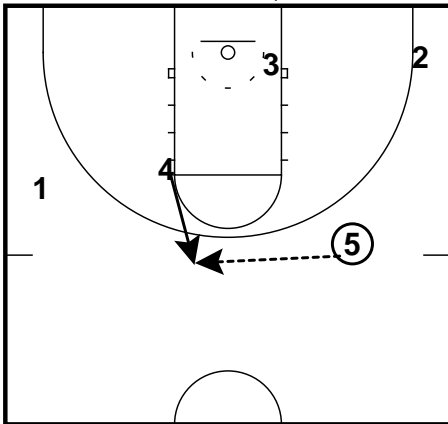


4 and 5 then set an elevator screen for 3.

4 and 5 close the screen as 3 runs through.

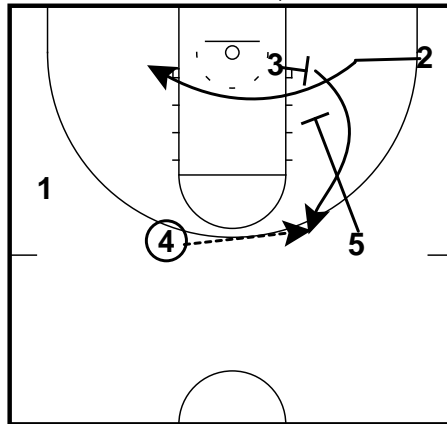
1 looks to pass to 3 for a shot.

Manhattan Jaspers 1 - 4 High Options
Manhattan Jaspers



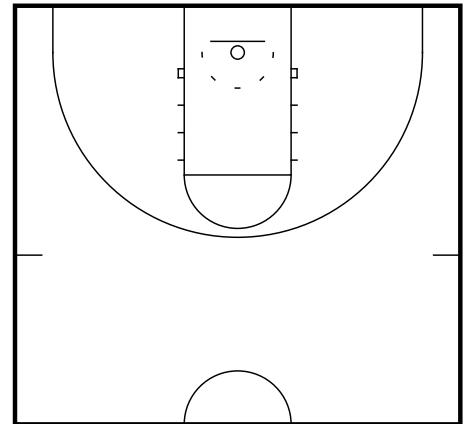
In the second option, 5 passes to 4 instead of 1.

Manhattan Jaspers 1 - 4 High Options
Manhattan Jaspers



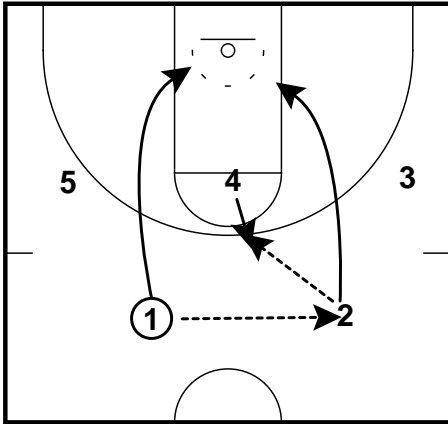
3 sets a flex screen for 2.

5 screens down for 3.



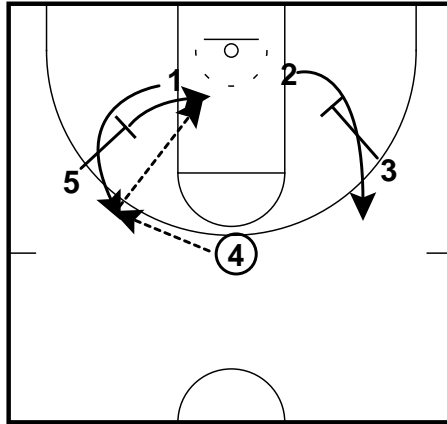
Continuity

Michigan State Blast
Michigan State Spartans



Guard to guard pass. 4 pops out to receive pass. Guards dive to rim.

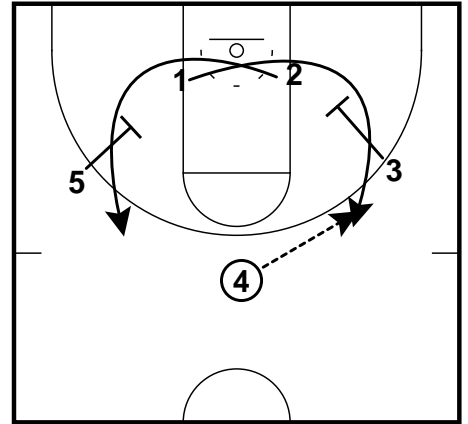
Michigan State Blast
Michigan State Spartans



Single Option

Guards come off of single side pin downs. Bigs look to slip to rim.

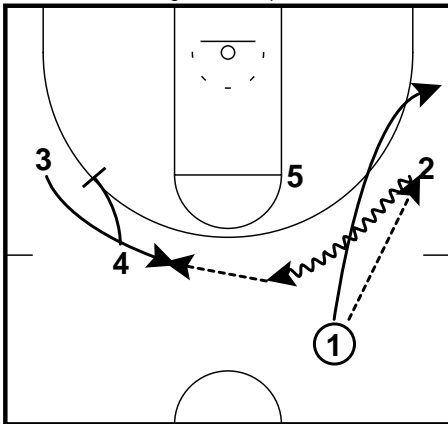
Michigan State Blast
Michigan State Spartans



"X" / Floppy Option

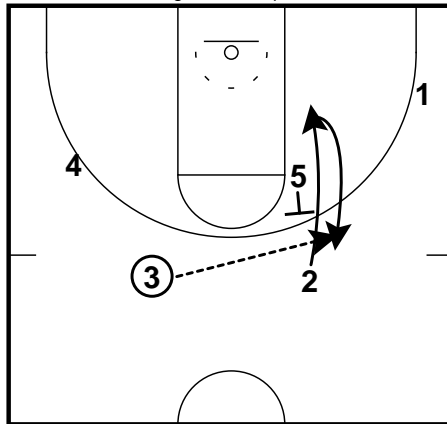
Guards cross and come off of opposite pin downs.

Michigan State Forwards Out Regular
Michigan State Spartans

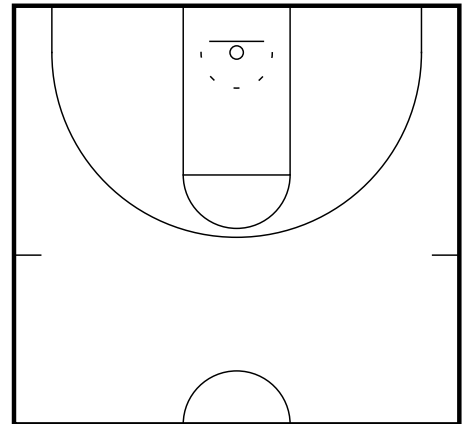


1 hits 2 and shallow cuts to corner. 4 pins 3 for ball reversal.

Michigan State Forwards Out Regular
Michigan State Spartans

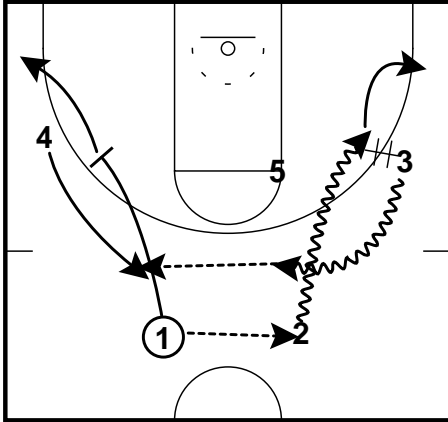


2 makes Chin cut off of 5, has bump back option for 3pt look.

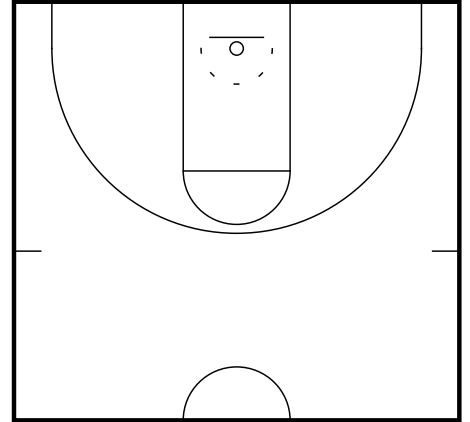
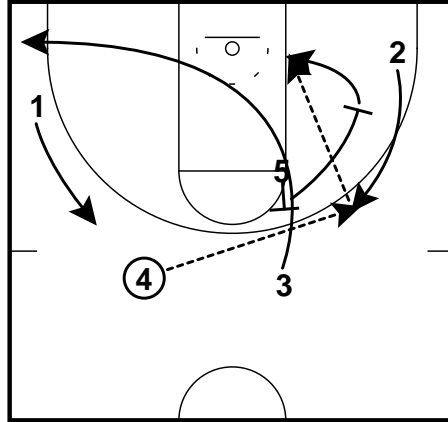


Continuity

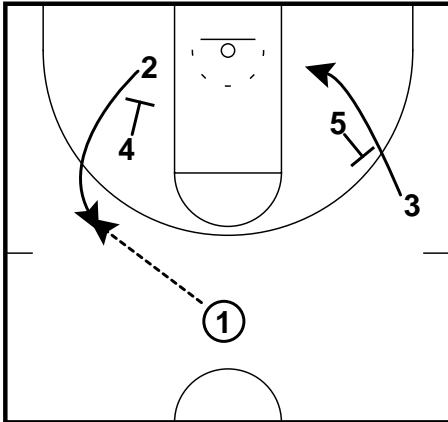
Michigan State Forwards Out Wide
Michigan State Spartans



Michigan State Forwards Out Wide
Michigan State Spartans

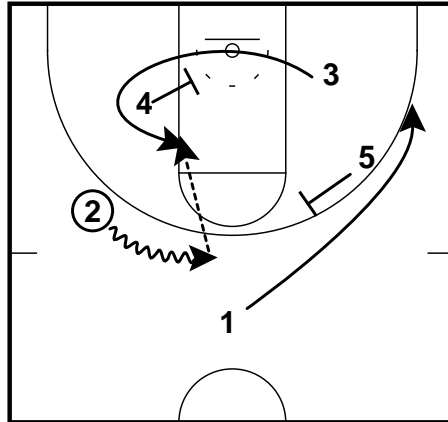


Notre Dame Mover-Blocker Set 1
Notre Dame Fighting Irish

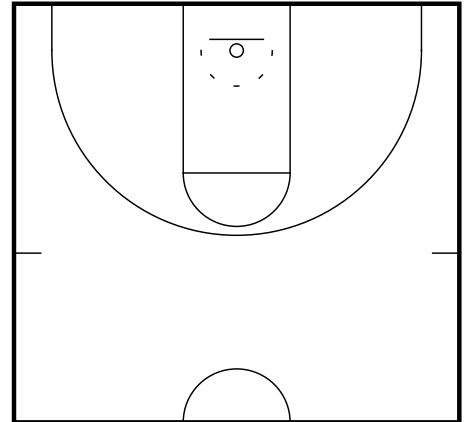


4 pins for 2. 5 sets a rip screen for 3.

Notre Dame Mover-Blocker Set 1
Notre Dame Fighting Irish

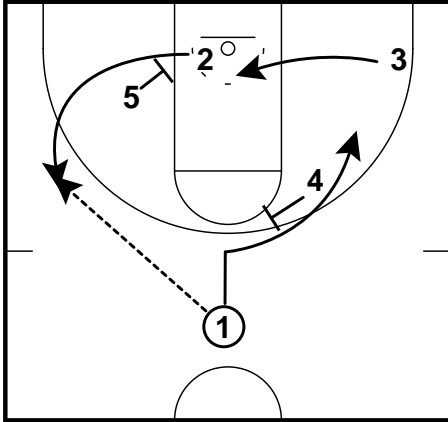


4 sets a second pin down for the 3. 5 flares the 1. 3 reads the defender and curls into the paint.



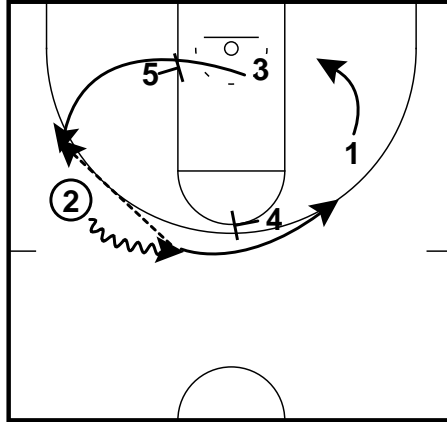
Continuity

Notre Dame Mover-Blocker Set 2
Notre Dame Fighting Irish



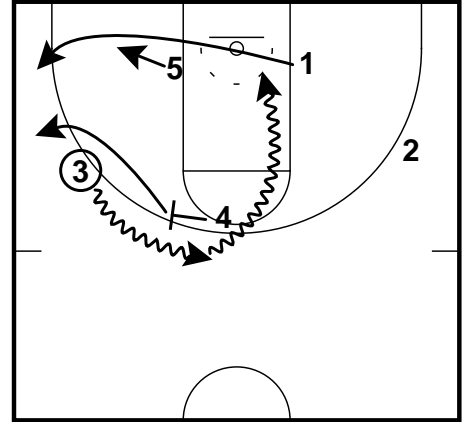
5 pins 2. 4 flares 1.

Notre Dame Mover-Blocker Set 2
Notre Dame Fighting Irish



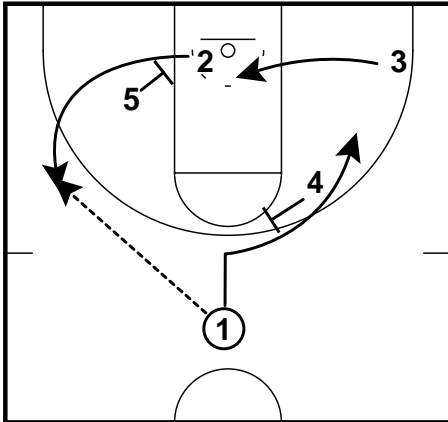
5 sets pin down for 3. 4 flares 2.

Notre Dame Mover-Blocker Set 2
Notre Dame Fighting Irish



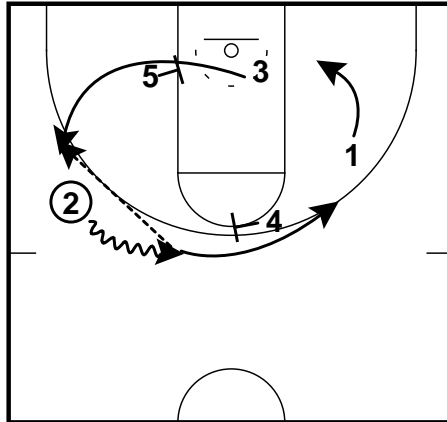
4 runs into high ballscreen with 3 and pops.

Notre Dame Mover-Blocker Set 3
Notre Dame Fighting Irish



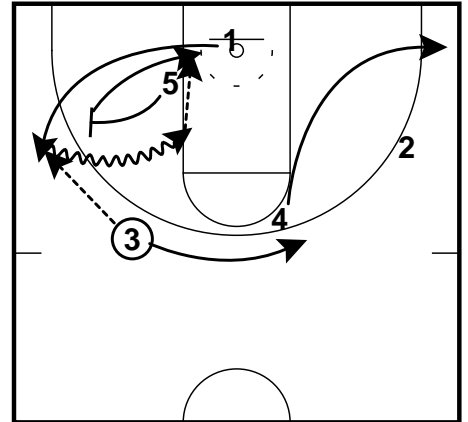
5 pins 2. 4 flares 1.

Notre Dame Mover-Blocker Set 3
Notre Dame Fighting Irish



5 pins 3. 4 flares 2.

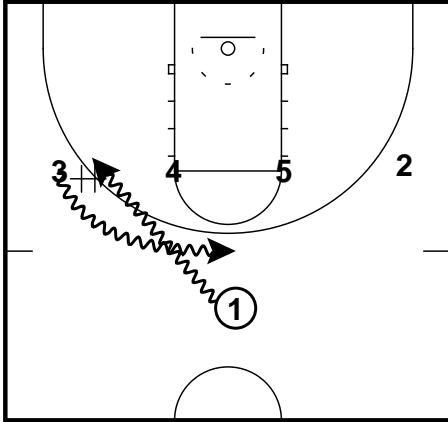
Notre Dame Mover-Blocker Set 3
Notre Dame Fighting Irish



5 pins down for 1 and follows for a side p/r.

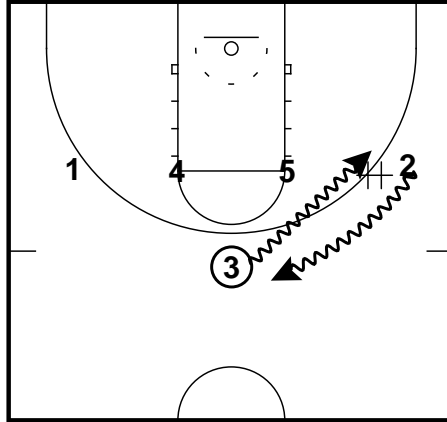
Continuity

OK State Weave Cross Up
Oklahoma State Cowboys



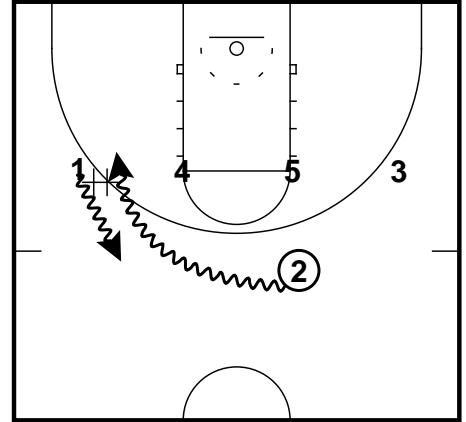
1 dribbles to the left wing and gives the ball to 3 on a dribble hand-off.

OK State Weave Cross Up
Oklahoma State Cowboys



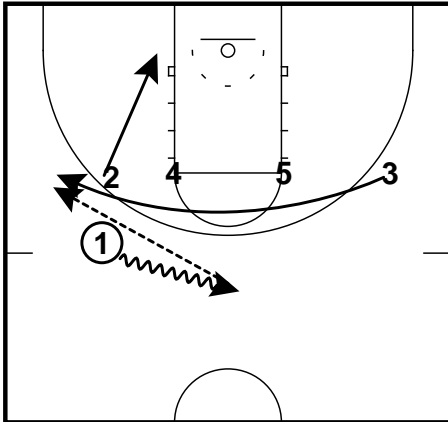
3 dribbles to the right wing and gives the ball to 2 on a dribble hand-off.

OK State Weave Cross Up
Oklahoma State Cowboys



2 continues over to the left wing to give 1 the ball on a dribble hand-off.

OK State Weave Cross Up
Oklahoma State Cowboys

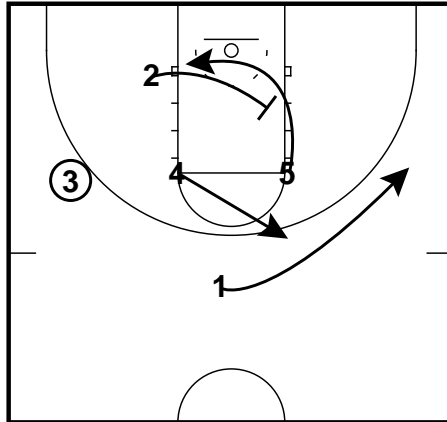


1 dribbles towards the middle of the floor as 3 cuts across the free-throw line to the opposite wing.

2 moves down to the block.

1 passes to 3 on the wing.

OK State Weave Cross Up
Oklahoma State Cowboys

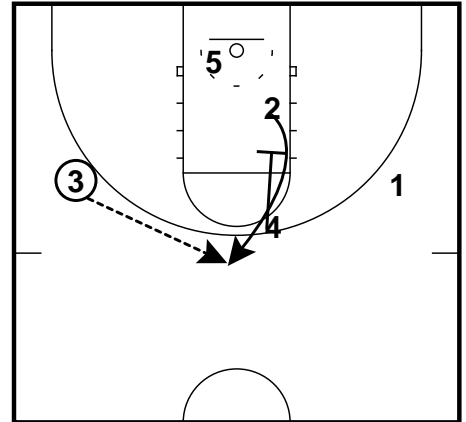


Once 3 has the ball, 2 sets a screen for 5 in the lane.

5 cuts to the basket.

4 and 1 clear out on the perimeter.

OK State Weave Cross Up
Oklahoma State Cowboys

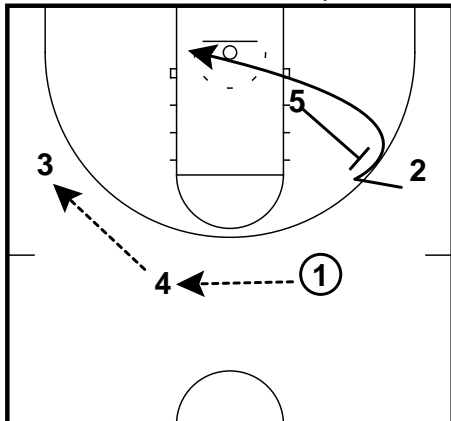


4 sets a down-screen for 2.

3 passes to 2 for a shot.

Continuity

Oklahoma State Backscreen Offense
Oklahoma State Cowboys



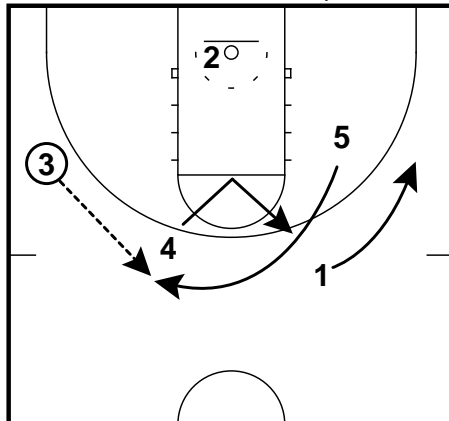
Begins in 4-Out alignment

4 can either receive ball reversal (shown) or
downscreen for 3 to initiate the offense

4 reverses to 3

5 backscreens for 2

Oklahoma State Backscreen Offense
Oklahoma State Cowboys



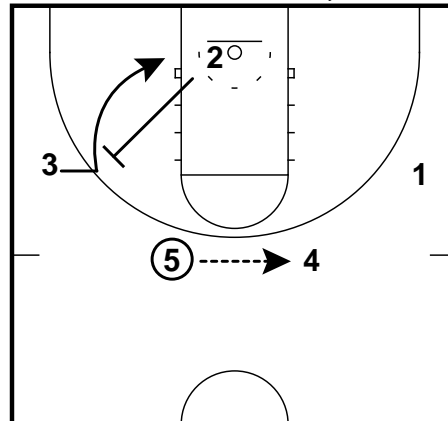
3 looks for 2 coming off backscreen

After 4 reverses he makes the checkmark
cut to the FT line then to opposite slot

5 sprints to opposite slot after
backscreening to receive pass from 3

1 fills away

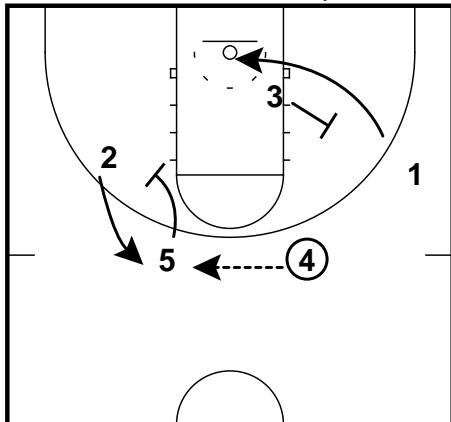
Oklahoma State Backscreen Offense
Oklahoma State Cowboys



2 continues his cut and backscreen for 3

5 starts the ball reversal

Oklahoma State Backscreen Offense
Oklahoma State Cowboys

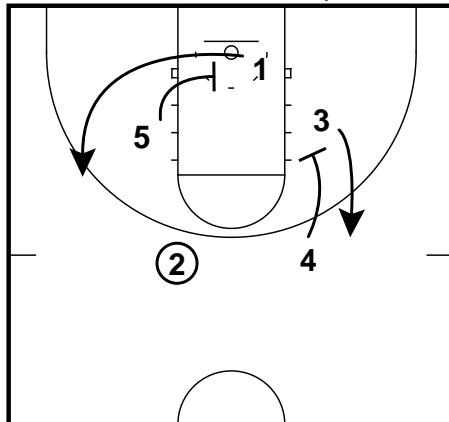


After 5 reverses he downscreens for 2
(screen-the screener)

4 looks for the shooter (2) coming off the
screen-the-screener action

3 continues his cut and backscreens for 1

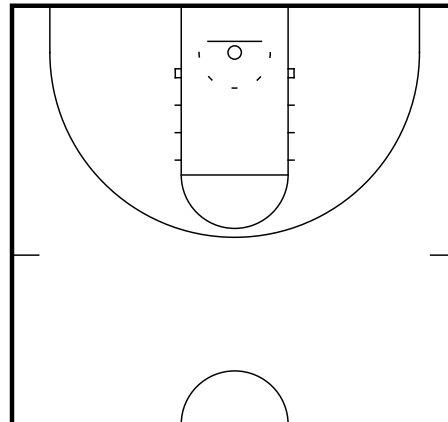
Oklahoma State Backscreen Offense
Oklahoma State Cowboys



5 screens for 1 along baseline

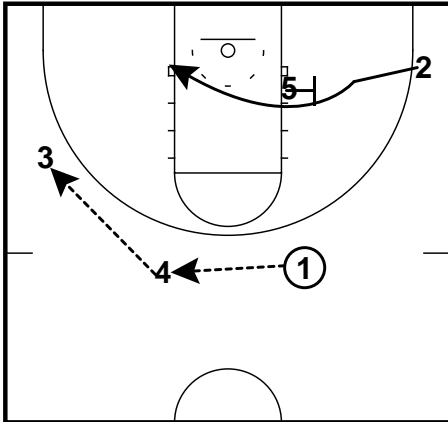
4 downscreens for 3 (screen-the screener)

2 has 3 coming off screen-the-screener
action or 1 off the baseline stagger



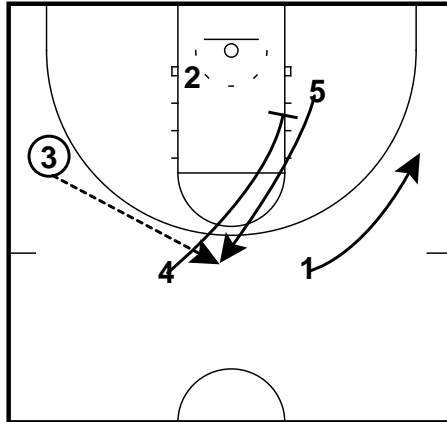
Continuity

Oklahoma State Flex Slide Hand-Off
Oklahoma State Cowboys



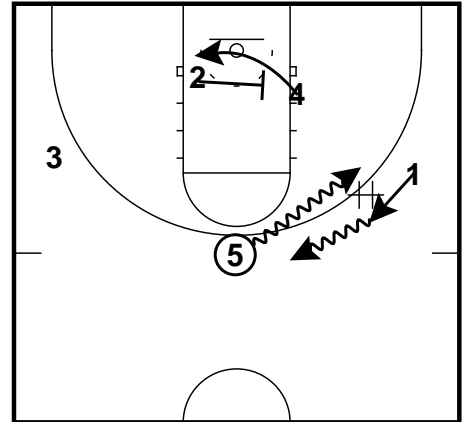
1 passes to 4 who passes to 3 on the wing.
5 sets a flex screen for 2 (Forte).

Oklahoma State Flex Slide Hand-Off
Oklahoma State Cowboys



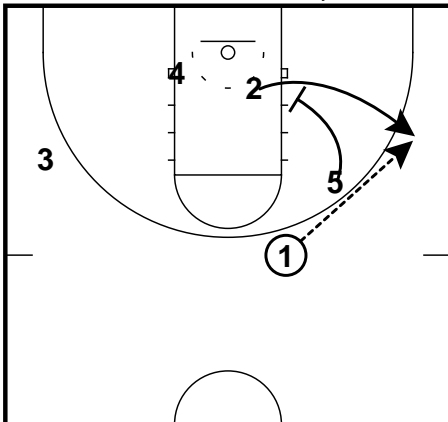
1 clears out to the right wing.
4 sets a down-screen for 5.
If 2 isn't open, 3 passes to 5 cutting to the top of the key.

Oklahoma State Flex Slide Hand-Off
Oklahoma State Cowboys

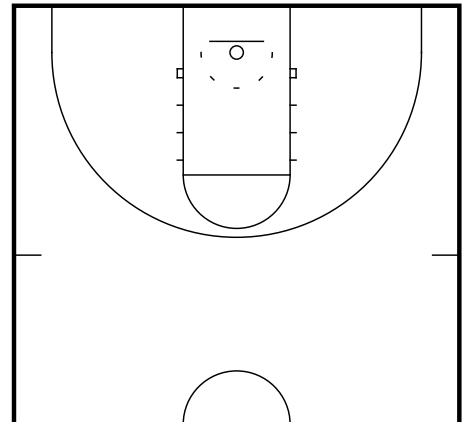
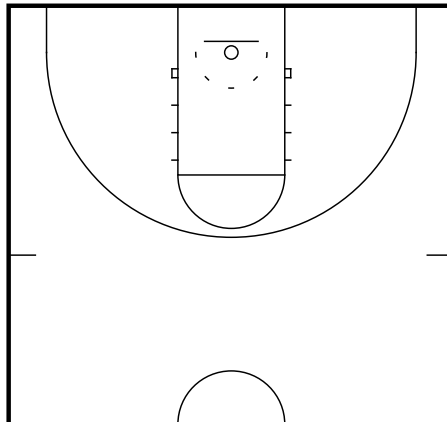


5 dribbles towards 1 and gives him the ball on a dribble hand-off.
1 dribbles middle as 2 sets a cross-screen for 4.

Oklahoma State Flex Slide Hand-Off
Oklahoma State Cowboys

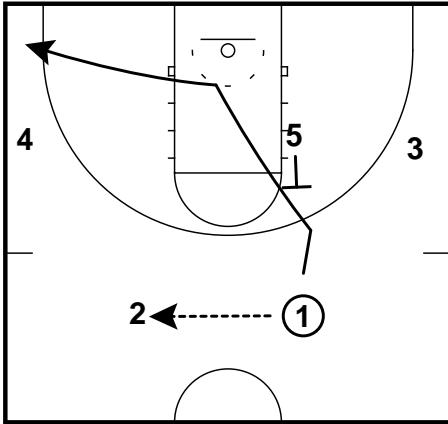


1 looks for 4 on the cut.
If 4 isn't open, 1 looks to pass to 2 cutting off of a screen from 5.



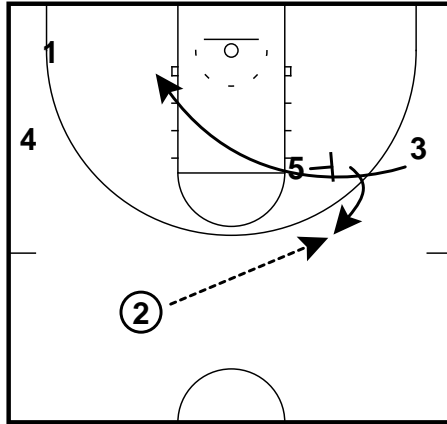
Continuity

S.F. Austin High Flex/Dribble Handoff
Stephen F. Austin Lumberjacks



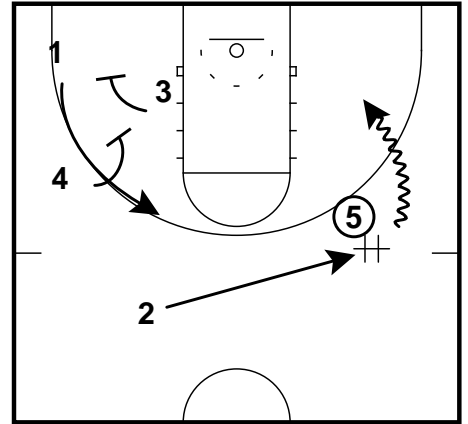
1. 1 passes to 2 to initiate the offense.
2. 5 sets a back screen for 1 who cuts to the rim and clears to the corner.

S.F. Austin High Flex/Dribble Handoff
Stephen F. Austin Lumberjacks



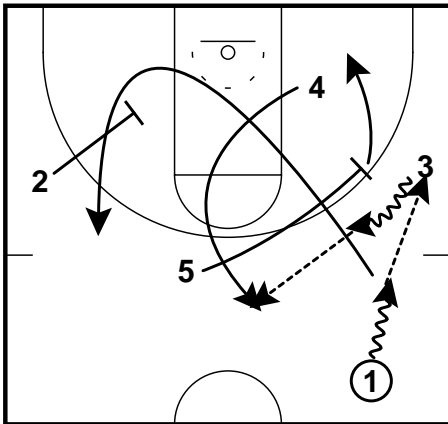
1. 3 uses a flex screen from 5.
2. 2 passes to 5.

S.F. Austin High Flex/Dribble Handoff
Stephen F. Austin Lumberjacks



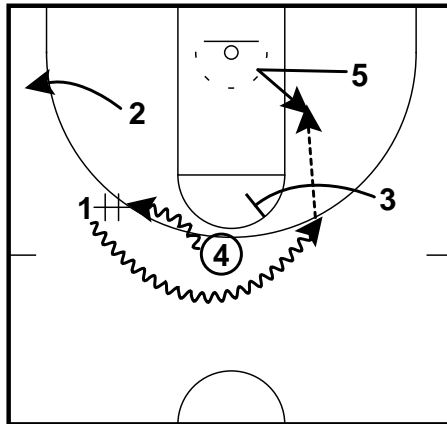
2 receives handoff from 5 (5 has the option to keep and attack)

Thru Duck In
Northeastern Huskies

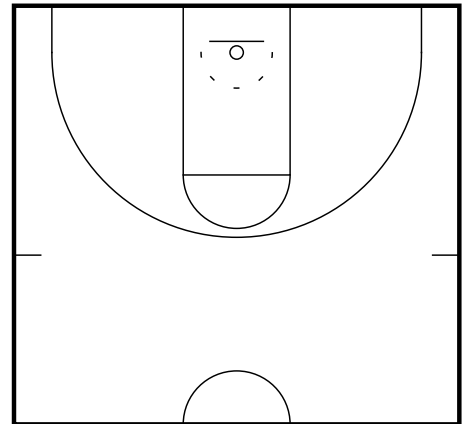


1 hits the wing and makes a thru cut. 5 runs into side p/r with 3 and looks for a slip. 4 replaces for ball reversal while 2 sets turnout screen for 1.

Thru Duck In
Northeastern Huskies

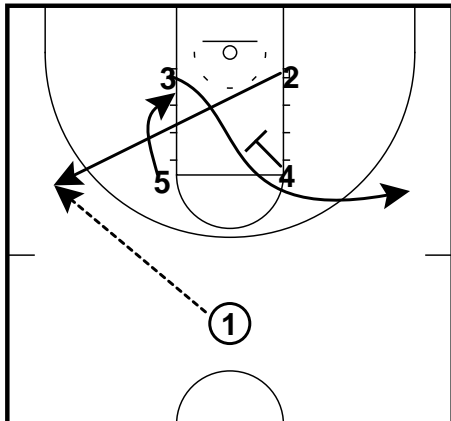


4 DHO with 1 coming off screen. 3 sets a brush screen for 1 while 5 ducks in for a post up.



Continuity

UAB Blazer Box
UAB Blazers



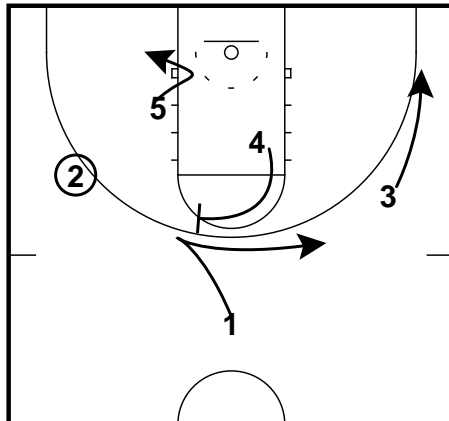
3 cuts first to the right wing off of a screen from 4.

5 moves down to the block.

2 cuts to the left wing.

1 passes to 2.

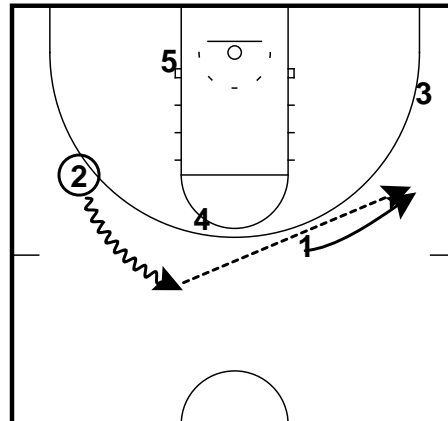
UAB Blazer Box
UAB Blazers



After passing to 2, 1 cuts off of a flare screen from 4.

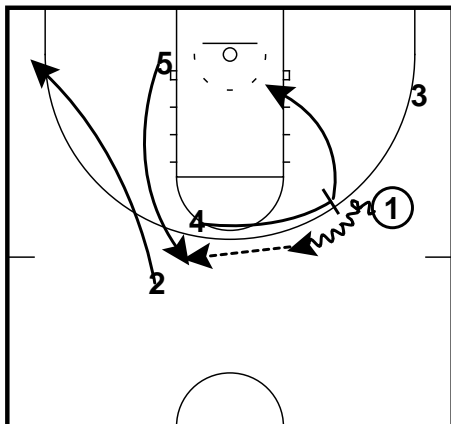
2 looks to pass inside to 5 posting up then to 1 flaring to the opposite wing.

UAB Blazer Box
UAB Blazers



If 1 isn't open on the initial flare, 2 dribbles towards the middle of the floor to hit 1 on the wing.

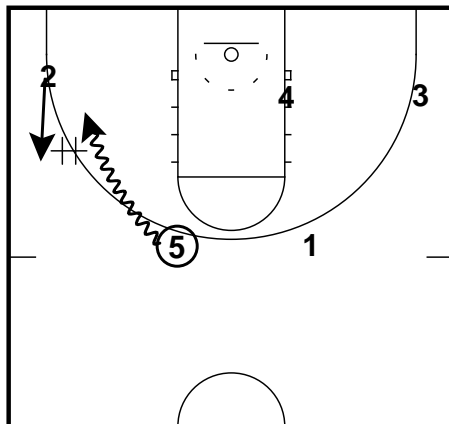
UAB Blazer Box
UAB Blazers



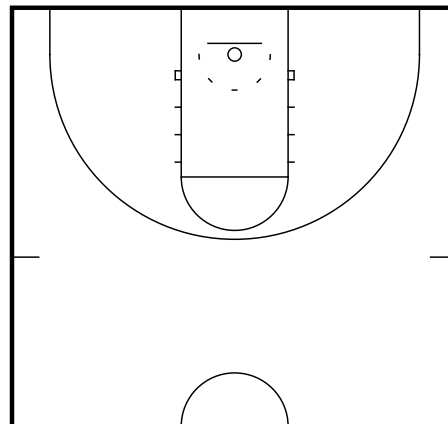
2 clears to the corner as 4 moves over to set a ball-screen for 1.

5 fills up the lane line looking for the pass from 1 if nothing is there on the pick and roll.

UAB Blazer Box
UAB Blazers



If 5 gets the ball, he runs a 2-man action with 2 giving him the ball on a dribble hand-off for an open 3-point shot.



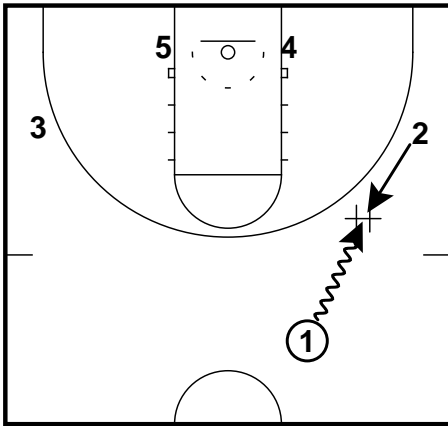
Post Ups

Table of Contents

4.1	Cincinnati Quick Hitter Guard Get Cross Screen	45
4.2	Box Post ISO	45

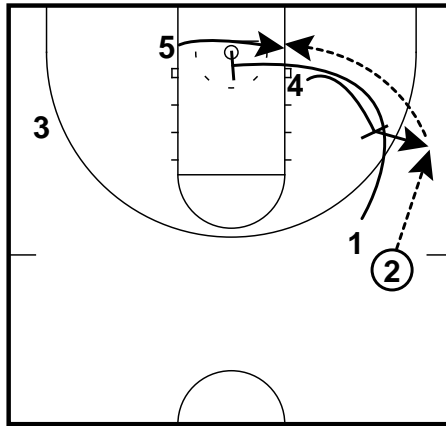
Post Ups

Cincinnati Quick Hitter Guard Get Cross Screen
Cincinnati Bearcats



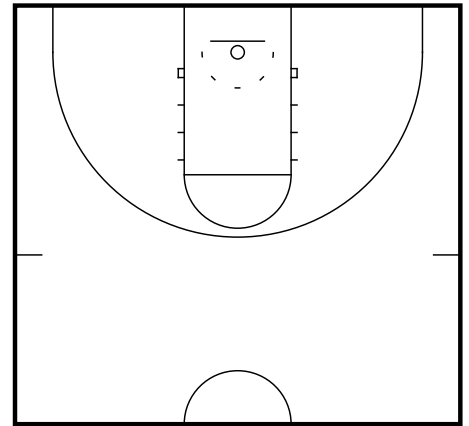
1 dribbles at 2 - results in a guard get.

Cincinnati Quick Hitter Guard Get Cross Screen
Cincinnati Bearcats

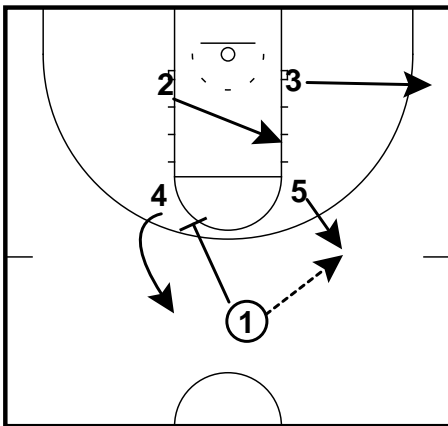


As 1 hands ball off to 2, 4 sets back screen and then shapes up to the ball - 2 passes to 4.

1 continues his route into a guard to big cross screen for 5. 4 passes to 5.



Box Post ISO
Northern Iowa Panthers



Starts in Box set

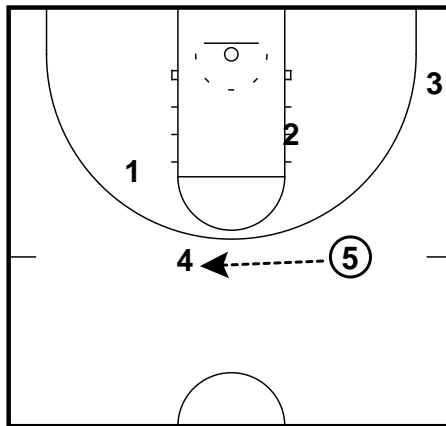
1 enters to 5 as he pops off elbow

3 pops to corner

1 downscreens for 4

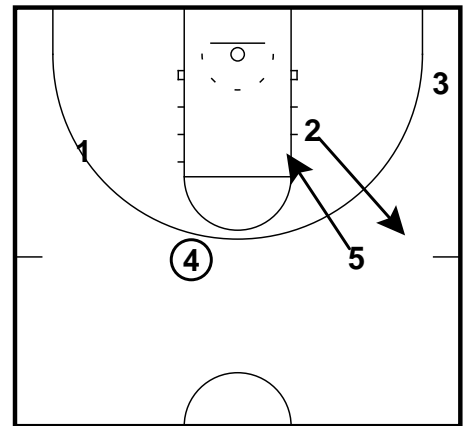
2 moves to midpost

Box Post ISO
Northern Iowa Panthers



5 passes to 4 coming off downscreen

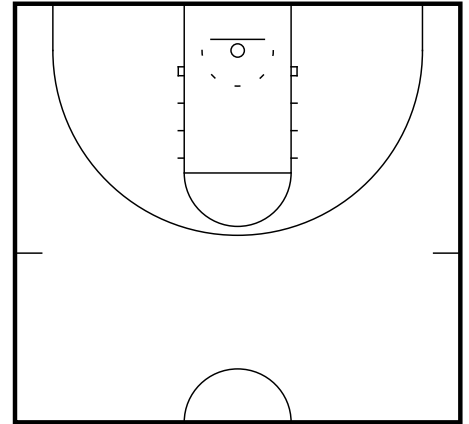
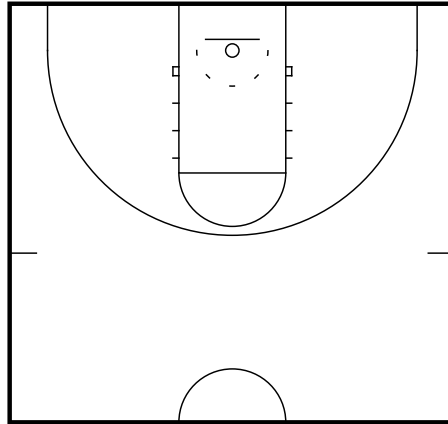
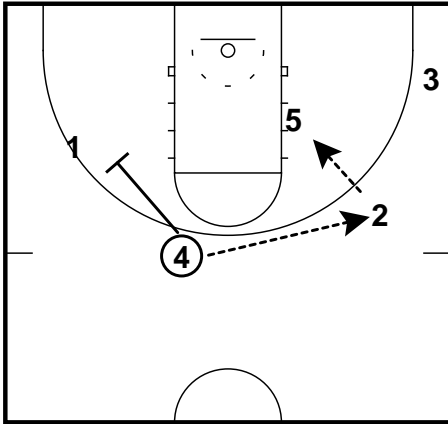
Box Post ISO
Northern Iowa Panthers



on 4's catch, 5 and 2 interchange

Post Ups

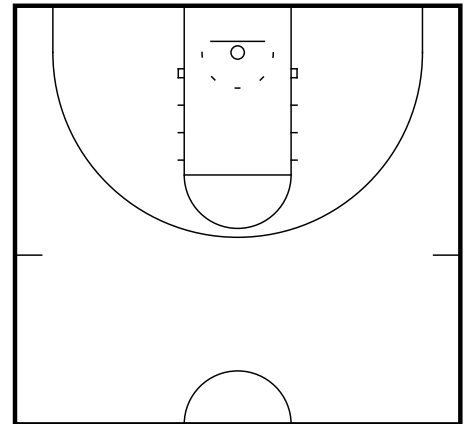
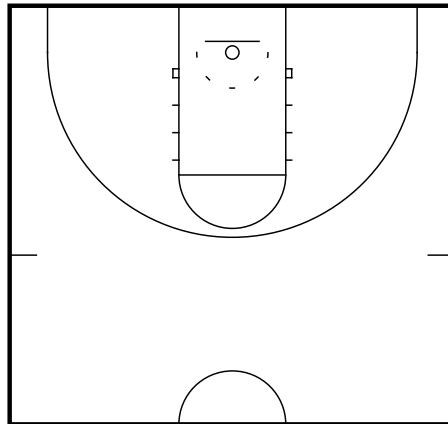
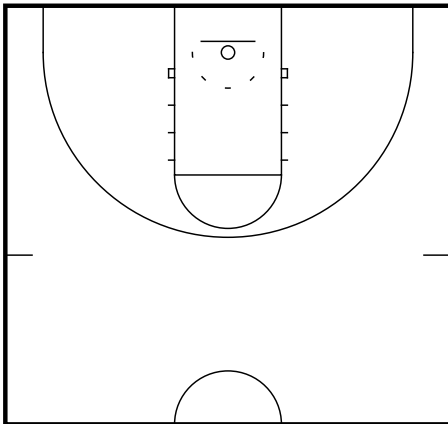
Box Post ISO
Northern Iowa Panthers



When 5's defender jumps to the ball to defend his cut, he now vulnerable to the seal

4 passes to 2

2 enters to 5



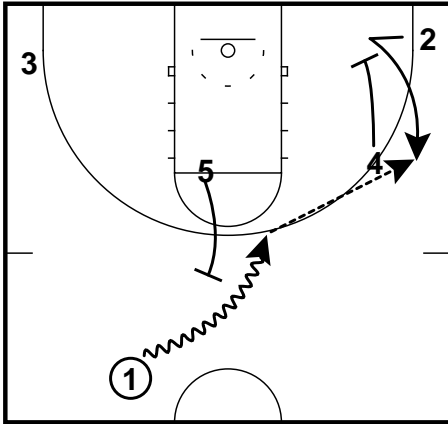
High P/R

Table of Contents

5.1	Cincinnati Pick and Roll Set	48
5.2	Gonzaga Double Follow PNR	49
5.3	Ole Miss Curl Roll-Replace	49
5.4	OLE MISS double high throwback	50
5.5	VCU Ball Screen	50

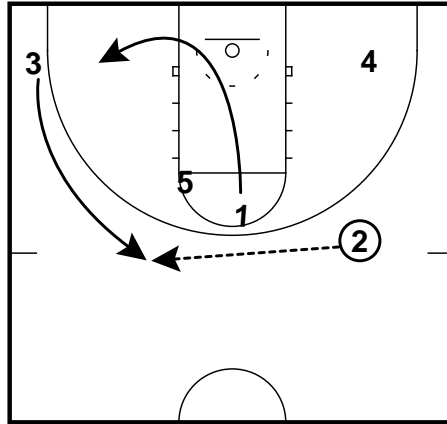
High P/R

Cincinnati Pick and Roll Set
Cincinnati Bearcats



1 receives high flat screen from 5. As the high flat screen is occurring, simultaneously 4 is setting a wide pin-down for 2.

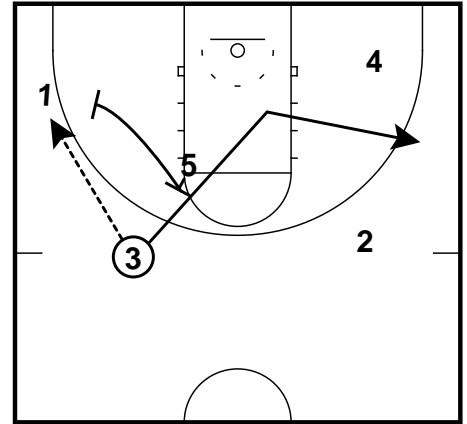
Cincinnati Pick and Roll Set
Cincinnati Bearcats



If 1 cannot score off the the high flat screen, he will pass to the cutting 2. Once 1 passes to 2, he will cut through to the weak side wing.

2 reverses the ball to 3.

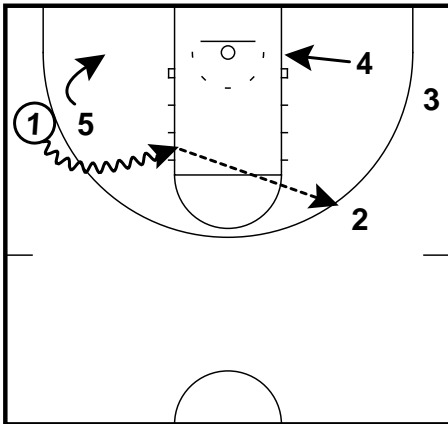
Cincinnati Pick and Roll Set
Cincinnati Bearcats



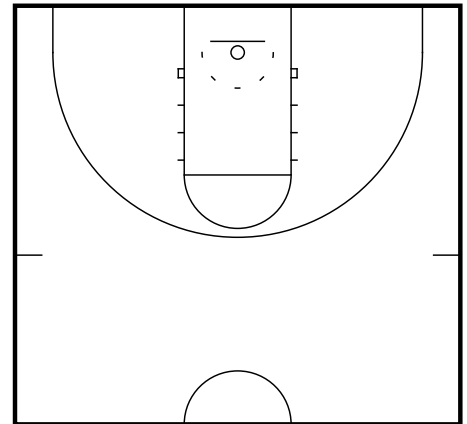
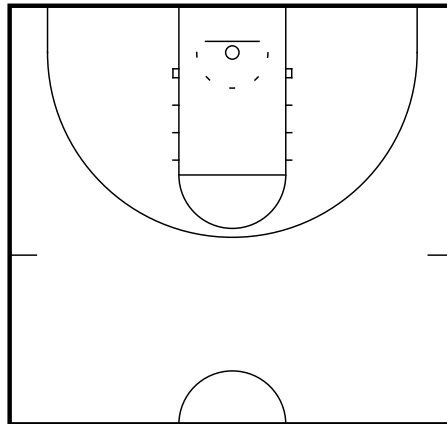
After 3 passes to 1, 3 receives a back screen from 5.

After 5 back screens for 3, 5 immediately goes into a side pick and roll with 1.

Cincinnati Pick and Roll Set
Cincinnati Bearcats

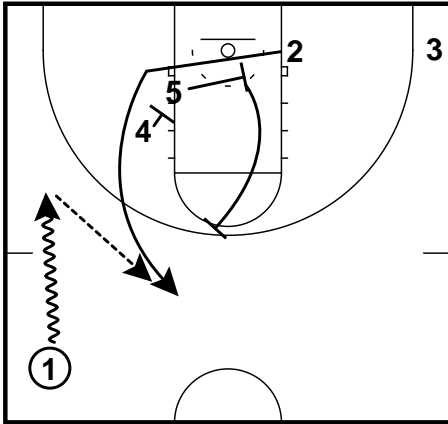


Players off the ball space the floor.



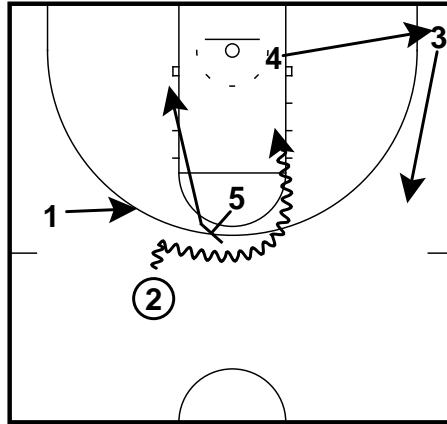
High P/R

Gonzaga Double Follow PNR
Gonzaga Bulldogs

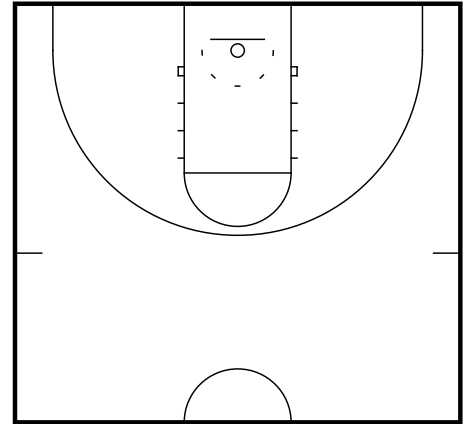


4 & 5 set a double stagger screen for 2, 2 exits and cuts to the top of the key. 1 passes to 2, as 2 clears 5, 5 then sprints up to the top of the key to set a ballscreen.

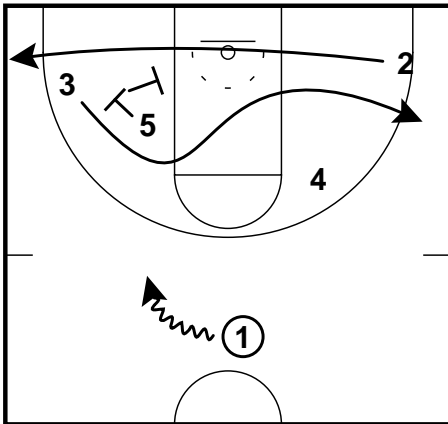
Gonzaga Double Follow PNR
Gonzaga Bulldogs



4 clears to the corner, 3 lifts to the wing, 1 replaces. All movement occurs in flow with the PNR with 2 & 5. 2 reads the defense and passes to the open man.

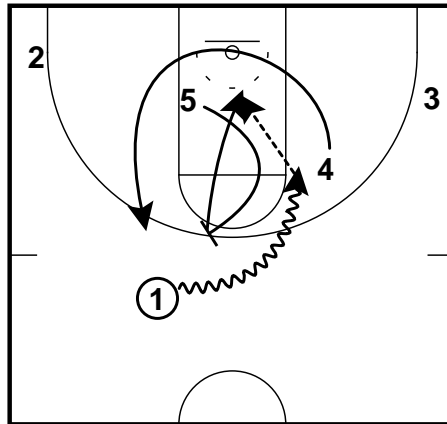


Ole Miss Curl Roll-Replace
Ole Miss Rebels

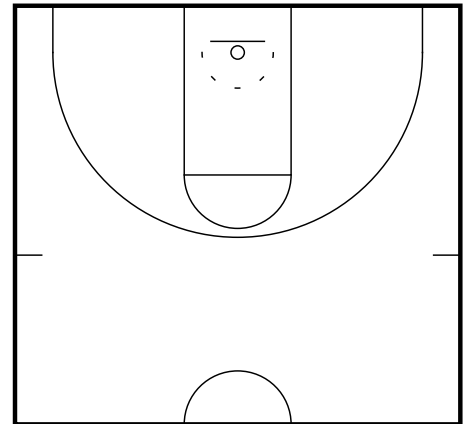


3 curls off pin-down from 5. 2 runs off baseline screen from 5 to corner.

Ole Miss Curl Roll-Replace
Ole Miss Rebels

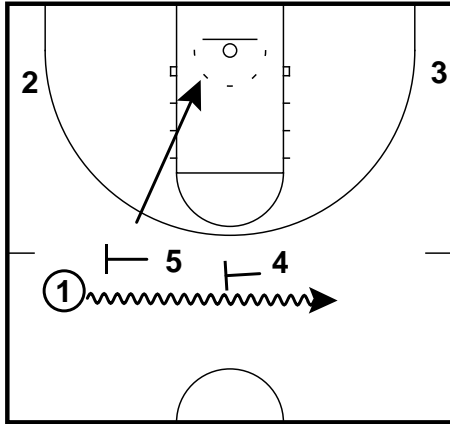


5 circles up into a middle p/r with 1. 4 slides underneath and then replaces high on 5's roll.



High P/R

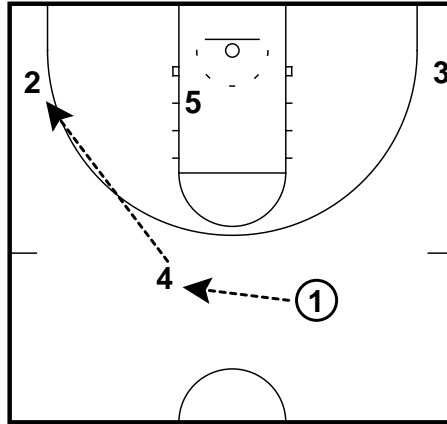
OLE MISS double high throwback
Ole Miss Rebels



Starts with a double high ball screen set
2 is desired shooter

1 uses both ball screens, first screener rolls, second screener pops

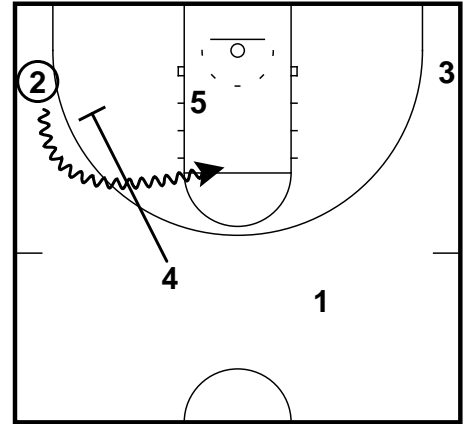
OLE MISS double high throwback
Ole Miss Rebels



Ball is reversed with the throwback action to the second screener (4)

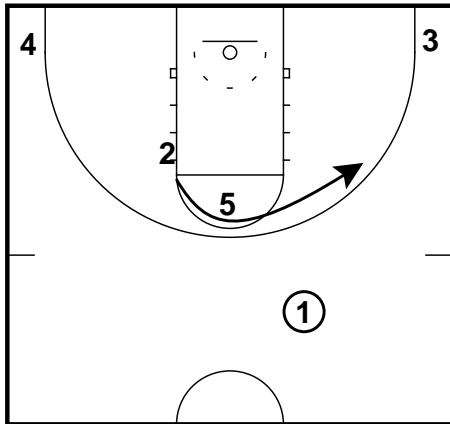
4 reverses to 2 then sprints into ball screen

OLE MISS double high throwback
Ole Miss Rebels



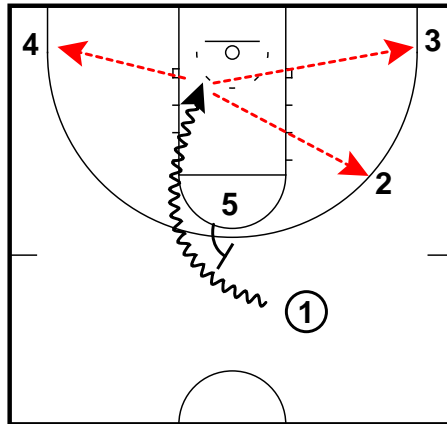
2 comes off ball screen looking to penetrate for shot or kick out

VCU Ball Screen
VCU Rams

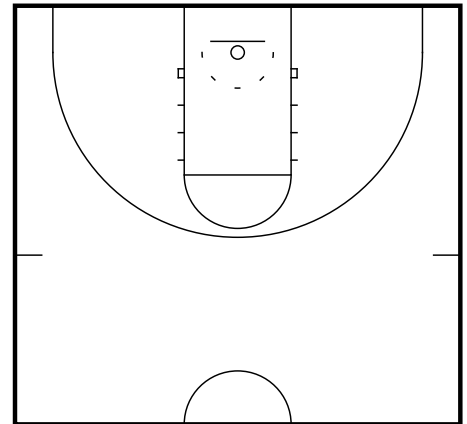


2 uses a rub screen to clear space and create positioning for the upcoming ball screen.

VCU Ball Screen
VCU Rams



1 uses ball screen from 5 with shooting options spread around the perimeter.



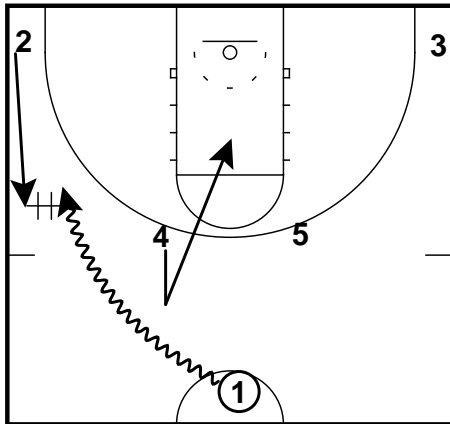
Horns

Table of Contents

6.1	Horns DHO PNR	52
6.2	Horns Wheel	52
6.3	New Mexico State Horns Slip	53
6.4	North Dakota State Horns Flare	53
6.5	Ohio State Horns Basic	54
6.6	Ohio State Horns-Flex	54
6.7	Ole Miss Horns PNR	55

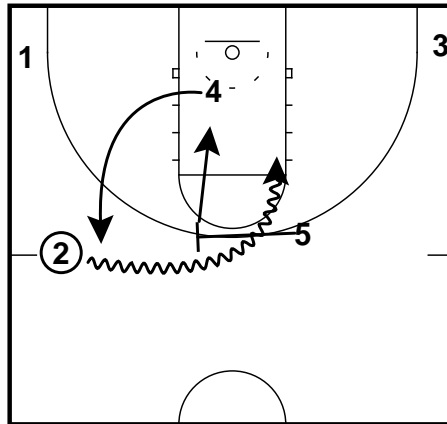
Horns

Horns DHO PNR
Cincinnati Bearcats

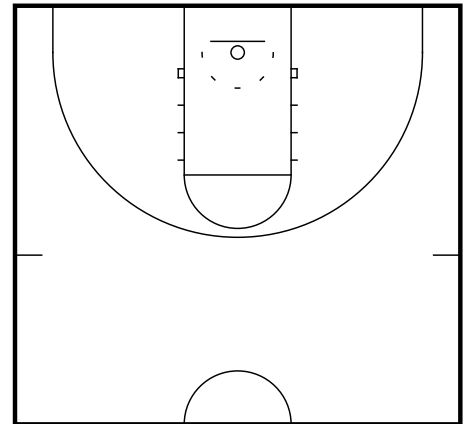


Horns Set, 1 dribbles at 4 like he will come off PNR, 4 slips and dives to the rim. 1 executes a DHO with 2.

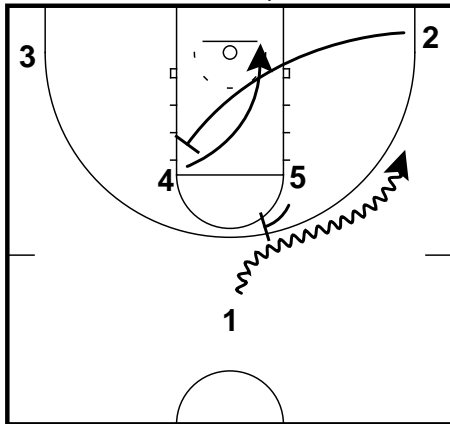
Horns DHO PNR
Cincinnati Bearcats



2 then comes off PNR from 5, as 5 dives to the rim 4 replaces him on the wing, roll & replace action forces bigs to either switch or double, creating mismatches Cincy looked to exploit.

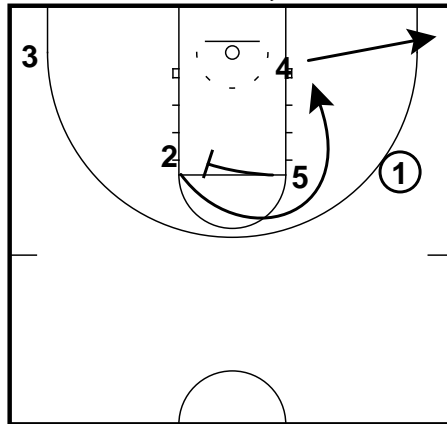


Horns Wheel
Iowa Hawkeyes



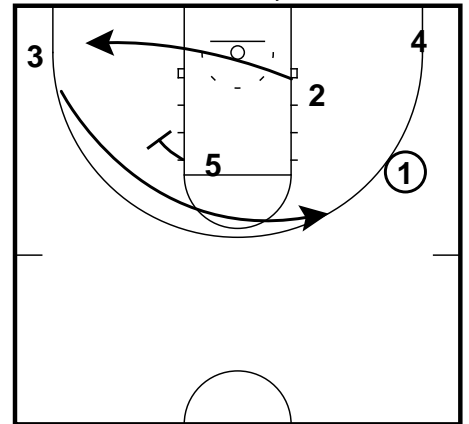
1. 1 uses ball screen from 5.
2. 2 sets back screen for 4.

Horns Wheel
Iowa Hawkeyes



2 uses screen from 5 to curl to the rim.

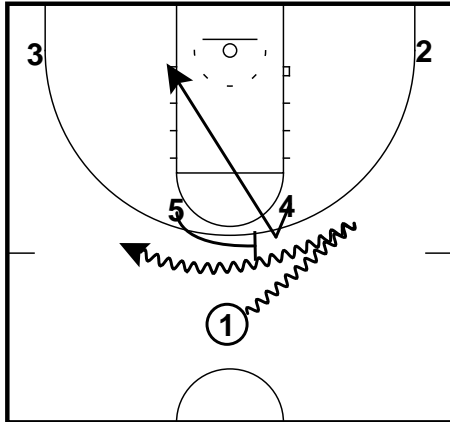
Horns Wheel
Iowa Hawkeyes



5 sets a down screen for 3.

Horns

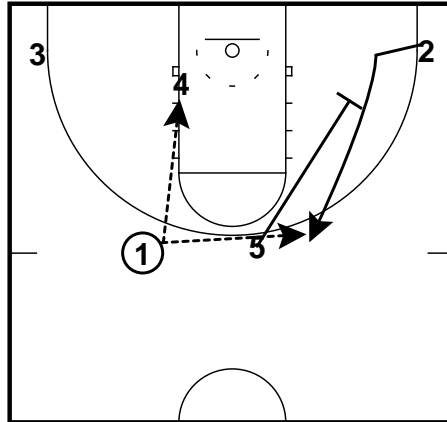
New Mexico State Horns Slip
New Mexico State Aggies



1 dribbles to the right as if he is going to use the ball-screen from 4.

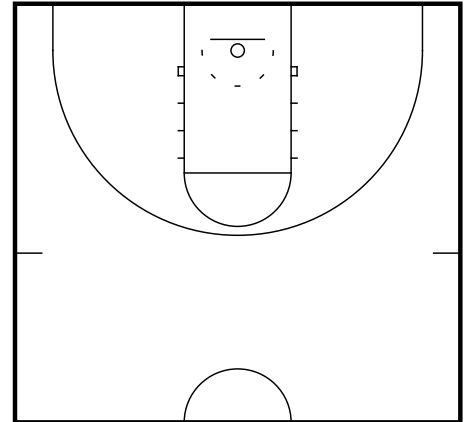
4 slips the screen and instead 1 uses the ball-screen from 5.

New Mexico State Horns Slip
New Mexico State Aggies

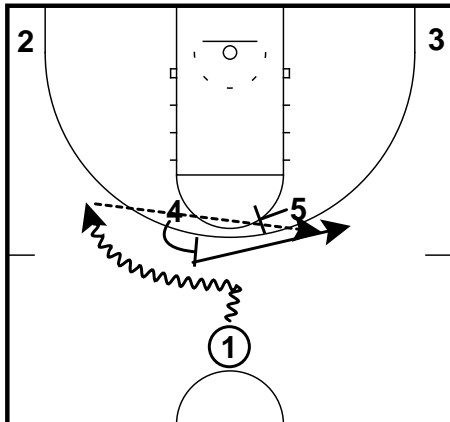


After 1 clears the screen, 5 sets a down screen for 2 in the corner.

1 looks to pass to 4 inside posting up or pass to 2 for a shot.

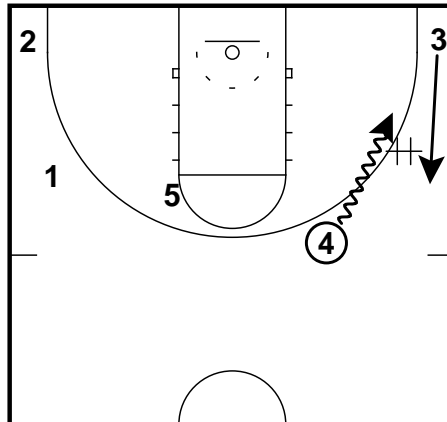


North Dakota State Horns Flare
North Dakota State Bison

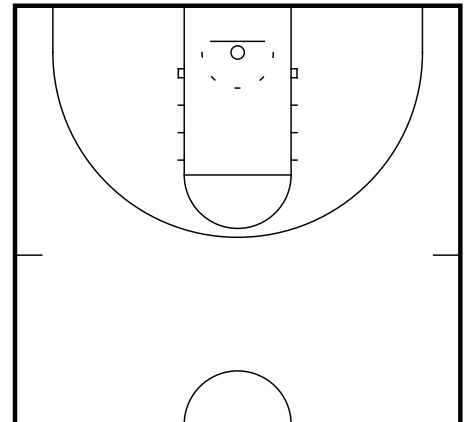


Horns Set. 4 sets a PNR for 1 and 5 sets a flare screen for 4. 4 looks to shoot or attack.

North Dakota State Horns Flare
North Dakota State Bison

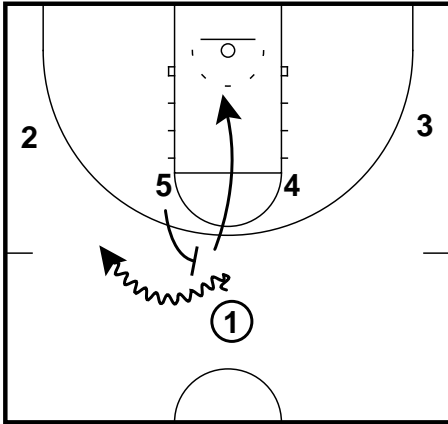


If covered, 4 will execute a DHO with 3 and they play 2-man game.



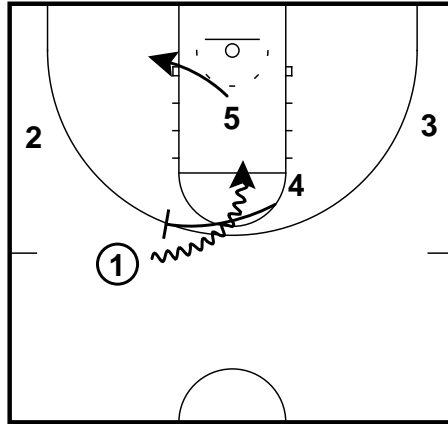
Horns

Ohio State Horns Basic
Ohio State Buckeyes

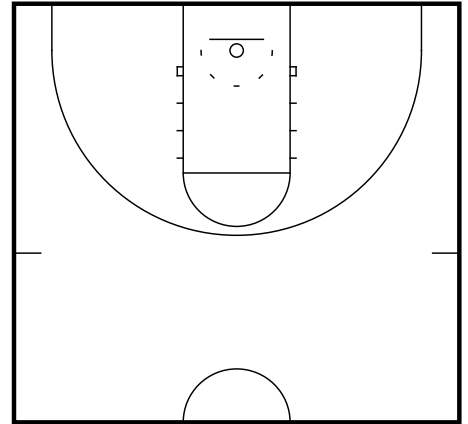


5 sets a ball screen for 1 and makes a hard roll to the rim.

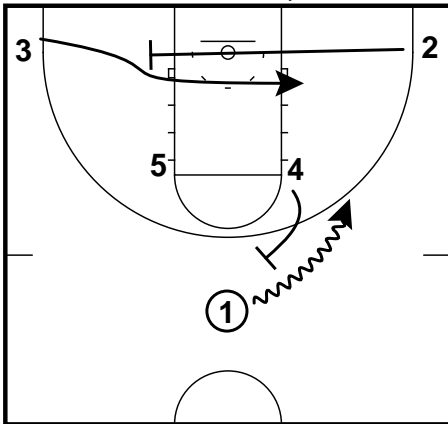
Ohio State Horns Basic
Ohio State Buckeyes



5 clears to ball side block as 4 rescreens for 1.

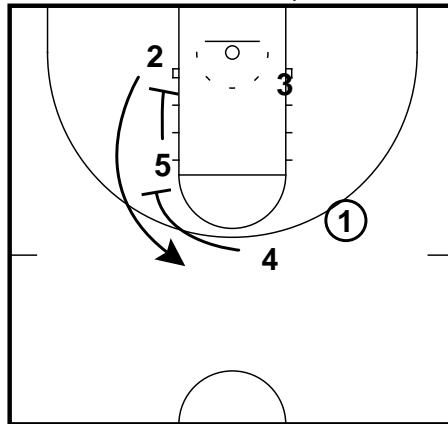


Ohio State Horns-Flex
Ohio State Buckeyes

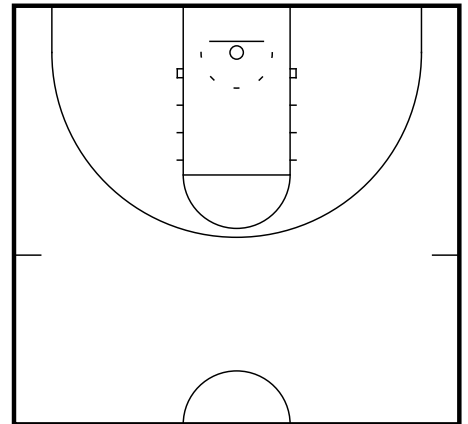


1. 4 sets a ball screen for 1.
2. 2 sprints to set flex screen for 3.

Ohio State Horns-Flex
Ohio State Buckeyes

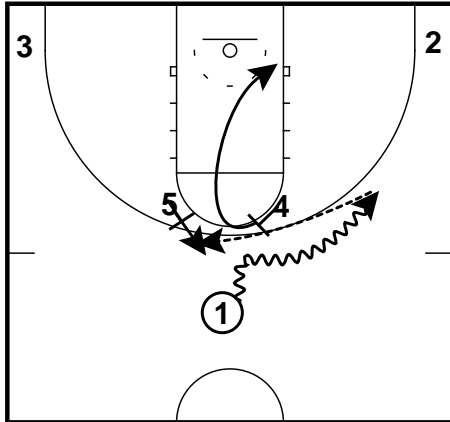


5/4 set a stagger for 2.



Horns

Ole Miss Horns PNR
Ole Miss Rebels



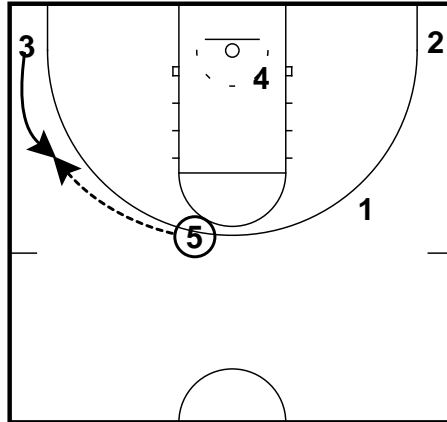
1 dribbles off of the high ball-screen from 4.

4 rolls to the basket.

5 pops to the top of the key.

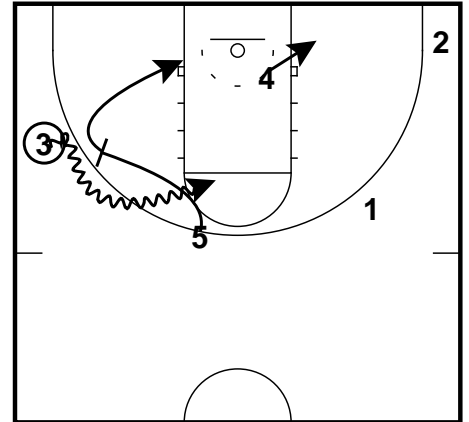
If 1 can't turn the corner he passes to 5.

Ole Miss Horns PNR
Ole Miss Rebels



5 passes to 3 moving up to the wing from the corner.

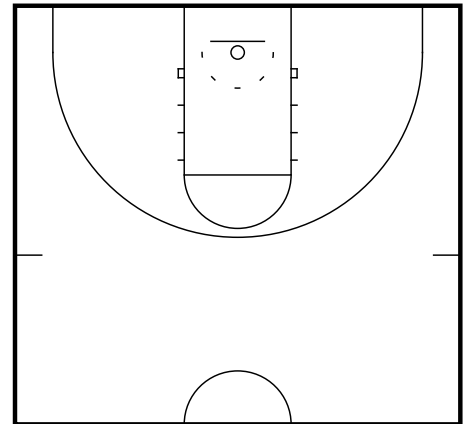
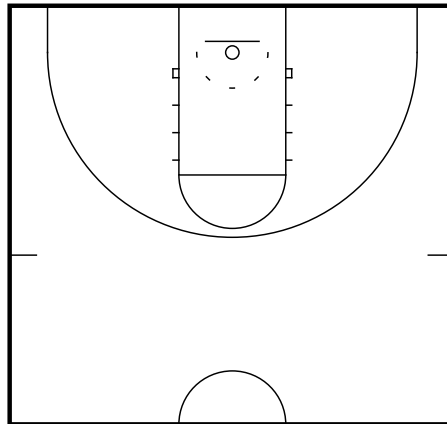
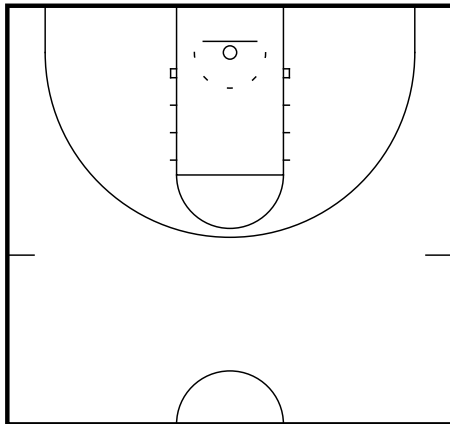
Ole Miss Horns PNR
Ole Miss Rebels



5 follows the pass to set a ball-screen for 3 on the wing.

3 drives middle as 5 rolls to the basket.

4 steps outside of the block looking for the dump down pass if his defender steps up on the penetration.



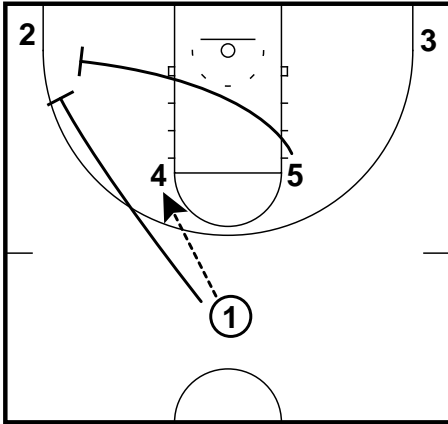
Horns - Elbow

Table of Contents

7.1	Albany Horns Backdoor	57
7.2	Belmont Horns Pindown	57
7.3	Butler Horns Flex Action	58
7.4	Robert Morris Elbow Strong Double	58
7.5	Robert Morris Horns Pindown Twirl Backdoor	59

Horns - Elbow

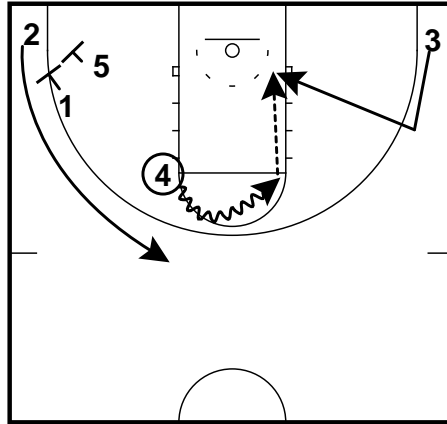
Albany Horns Backdoor
Albany Great Danes



1 makes an entry pass to 4

1 and 5 cut towards 2 to set a double screen

Albany Horns Backdoor
Albany Great Danes

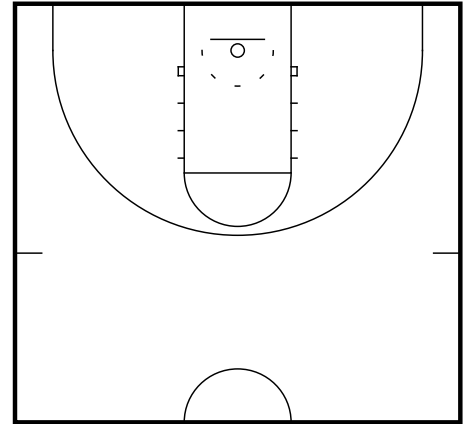


As soon as 5 cuts towards 2, 4 dribbles towards 3

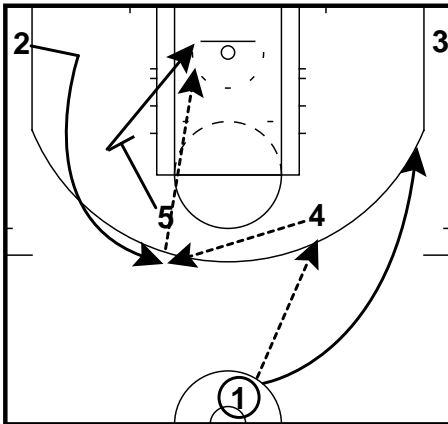
3 makes a back door cut towards the basket

4 hits 3 for the layup

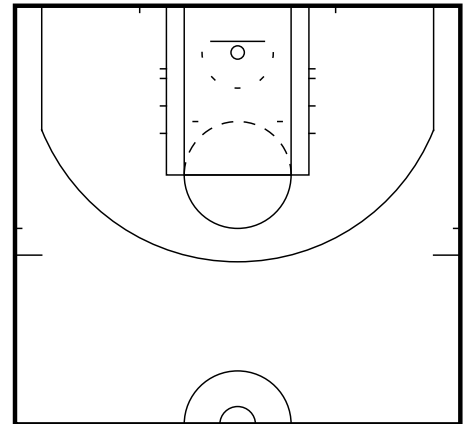
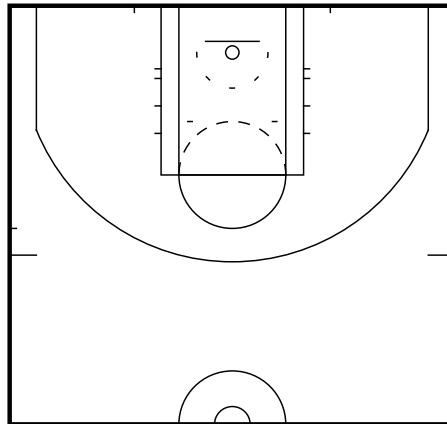
2 cuts to the top of the key as a safety



Belmont Horns Pindown
Belmont Bruins

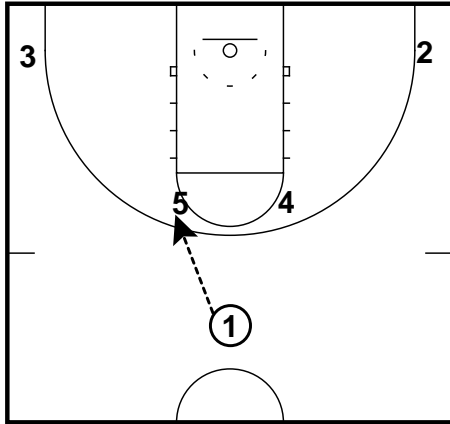


Horns Set. 1 Passes to 4 and clears to ballside wing. 5 sets a pindown screen for 2 (shooter) and then cuts to the rim. 4 passes to 2 who finds 5 open for a layup.



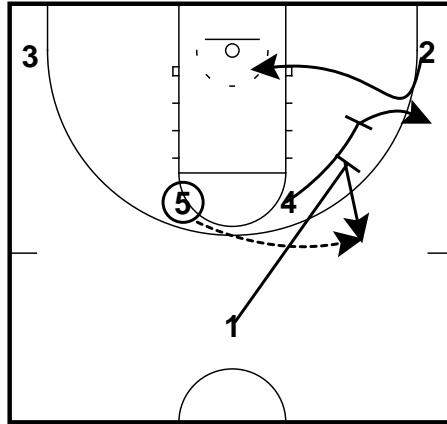
Horns - Elbow

Butler Horns Flex Action
Butler Bulldogs



1 passes to 5 at the high post.

Butler Horns Flex Action
Butler Bulldogs



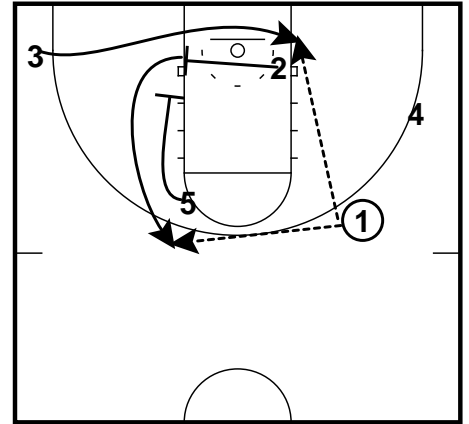
4 and 1 move down towards the corner to set a staggered screen for 2.

2 fakes as if he is running off of the screen but instead makes a hard back-cut to the basket.

5 looks to pass to 2 on the cut.

If 2 isn't open, 5 passes to 1 popping out after the screen.

Butler Horns Flex Action
Butler Bulldogs

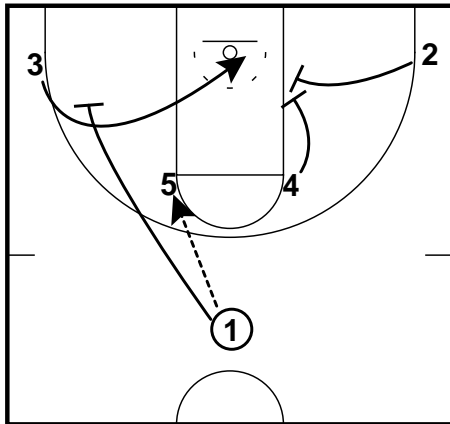


Once 1 has the ball, 2 continues his cut across the lane to set a flex screen for 3.

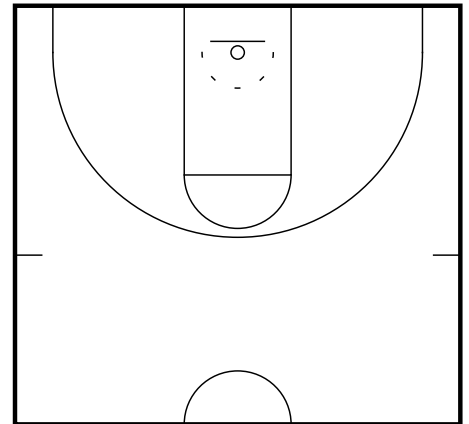
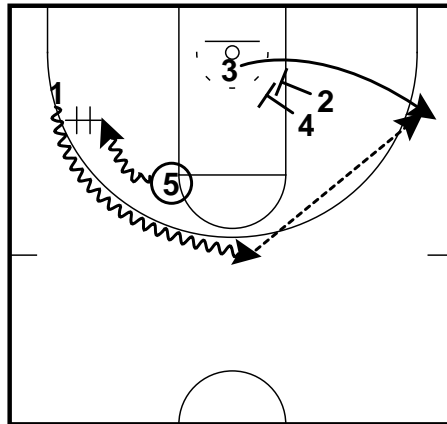
5 screens down for 2.

1 looks to pass to 3 at the basket or to 2 for a shot.

Robert Morris Elbow Strong Double
Robert Morris Colonials

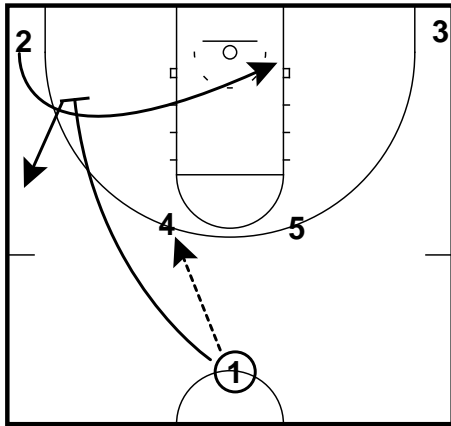


Robert Morris Elbow Strong Double
Robert Morris Colonials



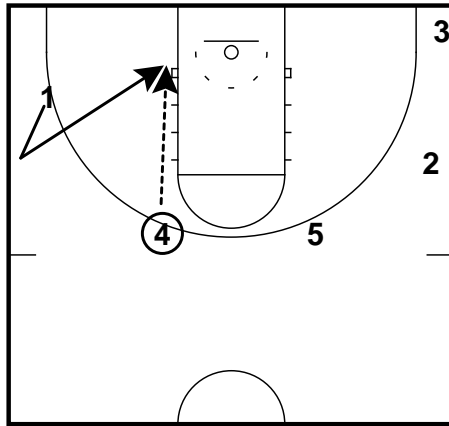
Horns - Elbow

Robert Morris Horns Pindown Twirl
Backdoor
Robert Morris Colonials

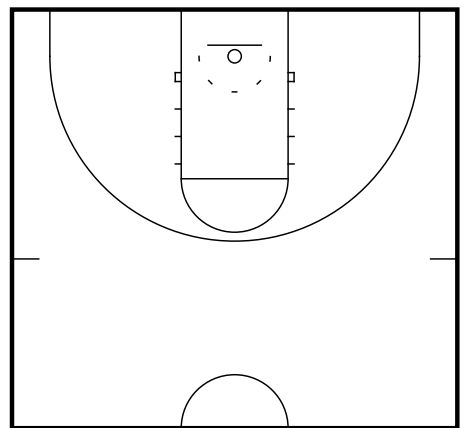
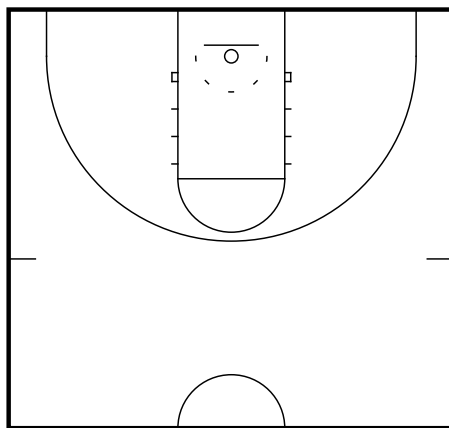
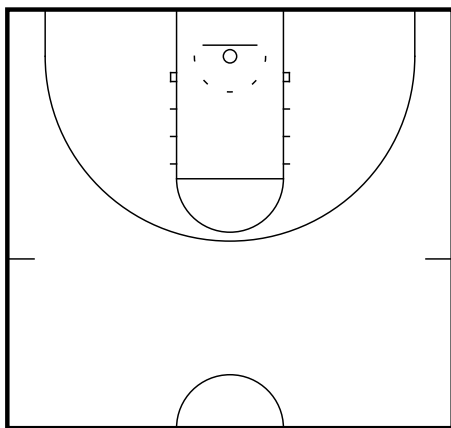
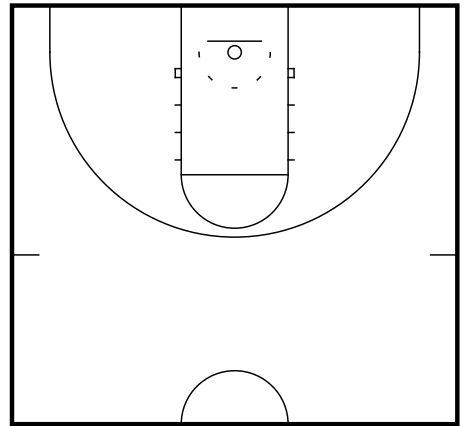


Horns set. 1 passes to 4 at the elbow and sets a pindown screen for 2. 2 uses the screen to cut to the basket and clear to the wing, 1 comes back to to the ball.

Robert Morris Horns Pindown Twirl
Backdoor
Robert Morris Colonials



As 1 comes back to the ball he sets up his man and cuts backdoor for a layup. 4 passes to 1.



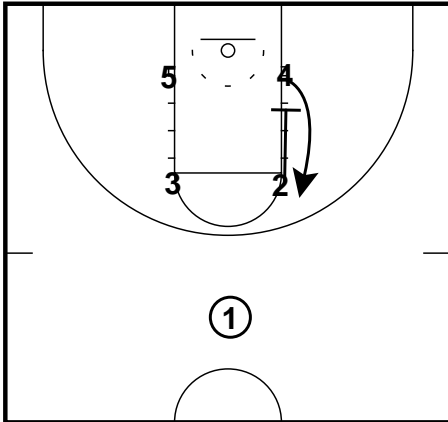
Pinch Post

Table of Contents

8.1	New Mexico State Box Pinch Post	61
8.2	Robert Morris 1 - 4 Backdoor ISO	62
8.3	SDSU Box Drive	62

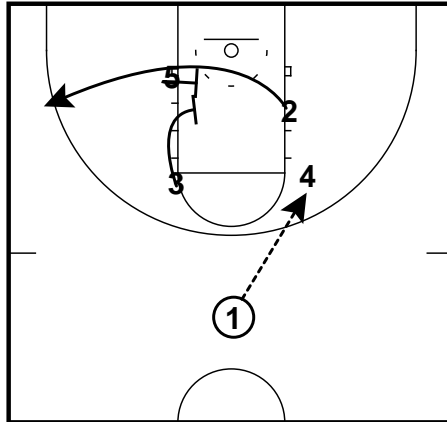
Pinch Post

New Mexico State Box Pinch Post
New Mexico State Aggies



2 sets a down screen for 4.

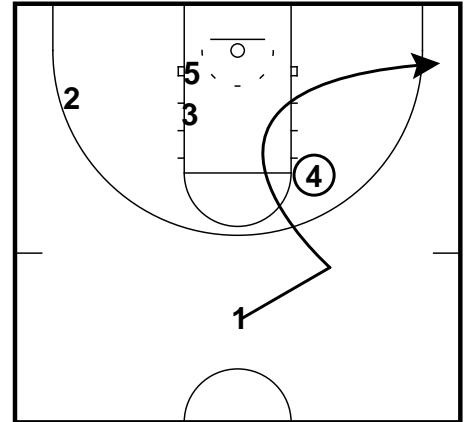
New Mexico State Box Pinch Post
New Mexico State Aggies



After setting the screen, 2 cuts to the wing off of a double screen from 3 and 5.

1 looks to pass to 2 for a shot or pass to 4 at the pinch post.

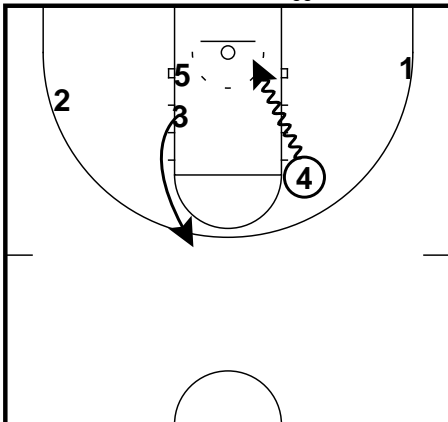
New Mexico State Box Pinch Post
New Mexico State Aggies



Once 4 has the ball, 1 fakes as if he is going around 4 for a hand-off but instead cuts through the lane looking for a quick pass from 4.

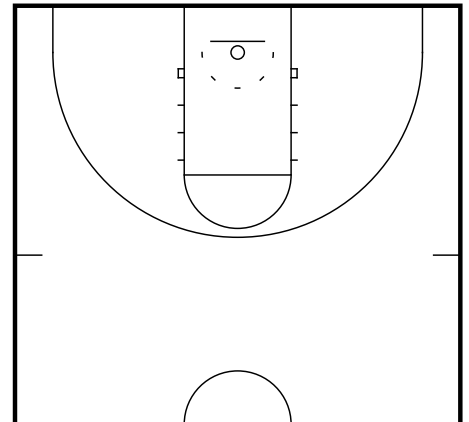
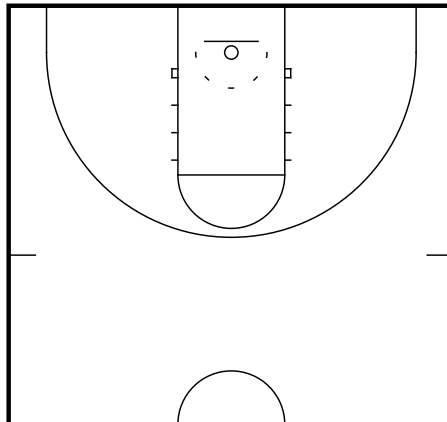
If 1 isn't open, he clears out to the corner.

New Mexico State Box Pinch Post
New Mexico State Aggies



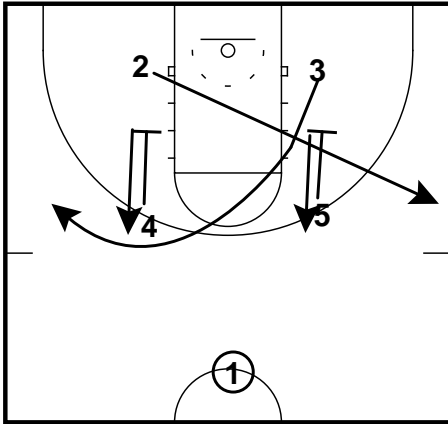
4 looks to take his man to the basket from the elbow.

3 clears out to the perimeter.



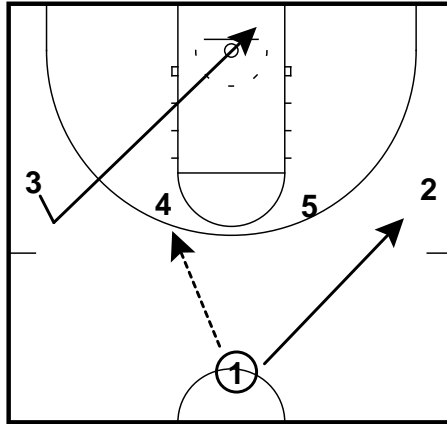
Pinch Post

Robert Morris 1 - 4 Backdoor ISO
Robert Morris Colonials



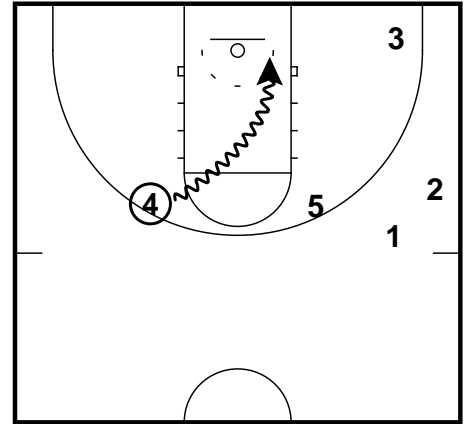
Box Set. 4 & 5 set down screens for 2 & 3 who cross and cut to opposite wings. 4 & 5 flash to high post to look for the ball.

Robert Morris 1 - 4 Backdoor ISO
Robert Morris Colonials



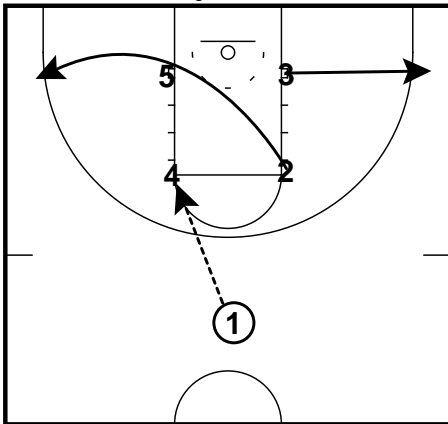
1 passes to 4 who looks at 3 and 3 cuts backdoor looking for pass. 1 clears to opposite wing.

Robert Morris 1 - 4 Backdoor ISO
Robert Morris Colonials



Isolation for 4 to attack and create.

SDSU Box Drive
San Diego State Aztecs

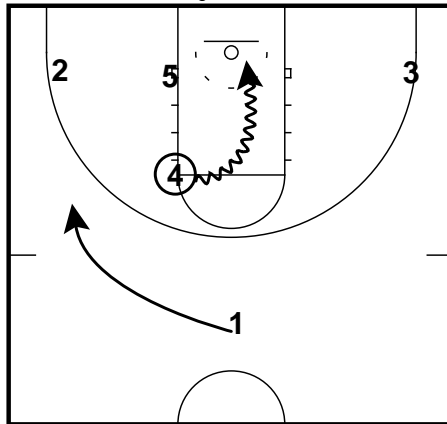


2 cuts from the elbow to the opposite corner.

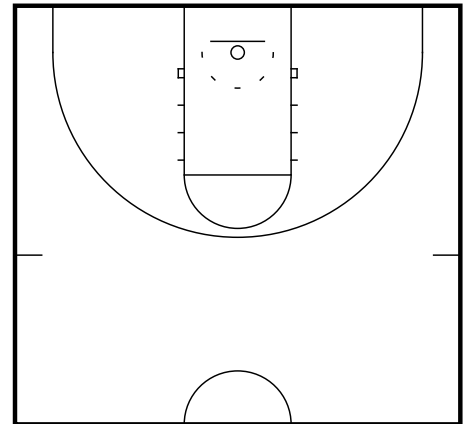
3 steps out to the right corner.

1 passes to 4 at the left elbow.

SDSU Box Drive
San Diego State Aztecs



1 clears out to the left opening up the right side of the floor for 4 to drive to the basket.



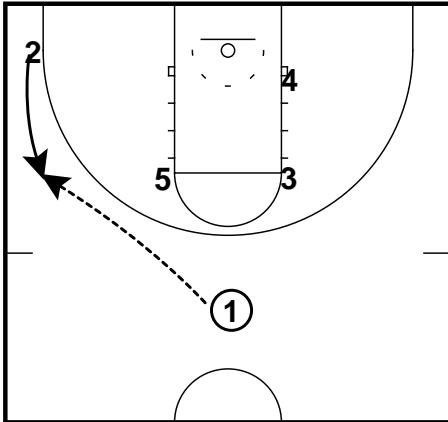
UCLA

Table of Contents

9.1	NC State Pinch Post	64
9.2	Wisconsin Stagger	65

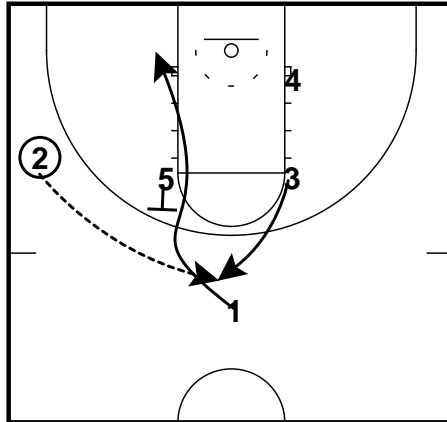
UCLA

NC State Pinch Post
North Carolina State Wolfpack



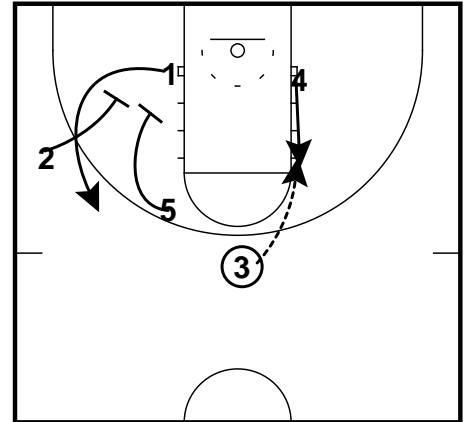
1 passes to 2 cutting up from the corner to the wing.

NC State Pinch Post
North Carolina State Wolfpack



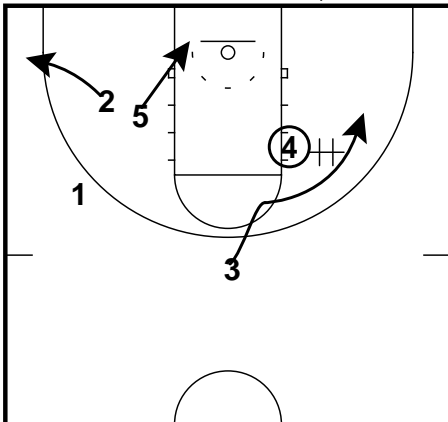
1 makes a UCLA cut off of 5 to the low post.
If 1 isn't open, 2 passes to 3 cutting to the top of the key.

NC State Pinch Post
North Carolina State Wolfpack

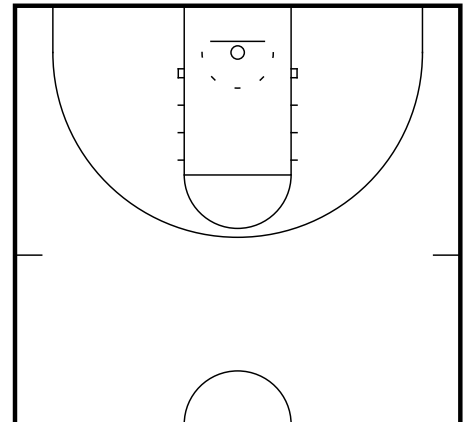
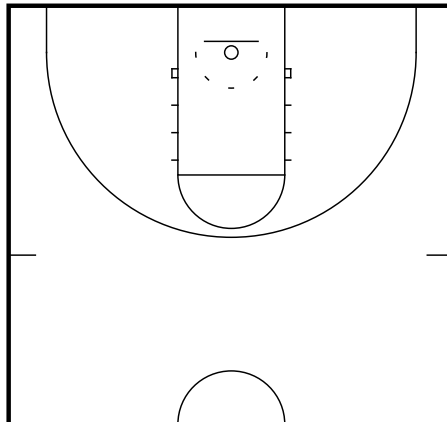


2 and 5 move down to set a double down screen for 1.
4 flashes up to the pinch post.
3 can pass to 1 for a shot or to 4 at the elbow.

NC State Pinch Post
North Carolina State Wolfpack

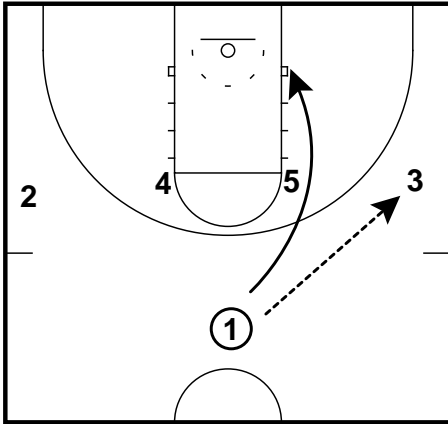


3 loops around 4 looking for a hand-off and a shot.



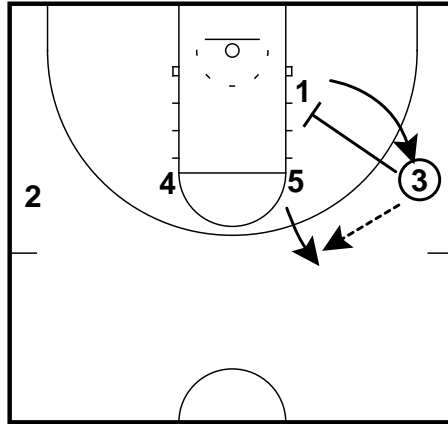
UCLA

Wisconsin Stagger
Wisconsin Badgers



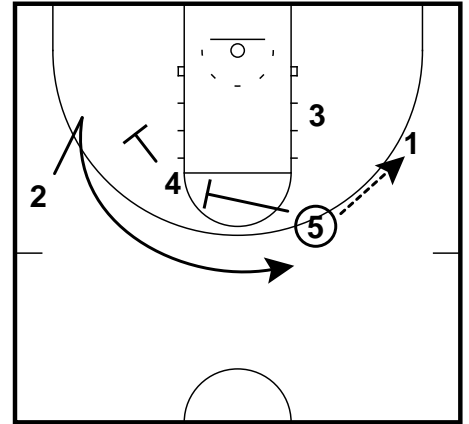
1 passes to 3 and makes a UCLA cut off 5.

Wisconsin Stagger
Wisconsin Badgers

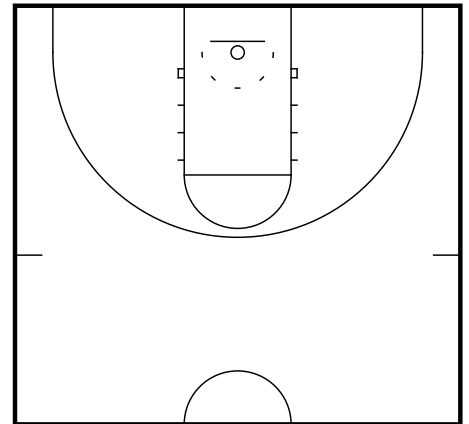
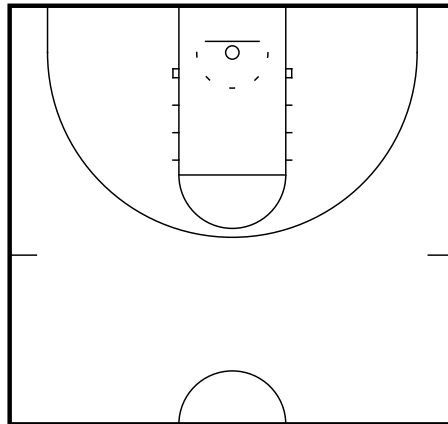
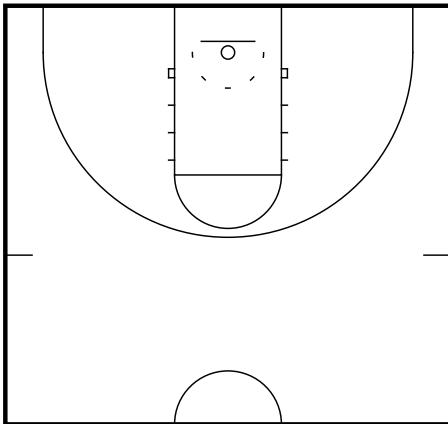


1. 3 passes to 5.
2. 3 down screens for 1.

Wisconsin Stagger
Wisconsin Badgers



1. 5 passes to 1.
2. 4/5 set a stagger screen for 2.



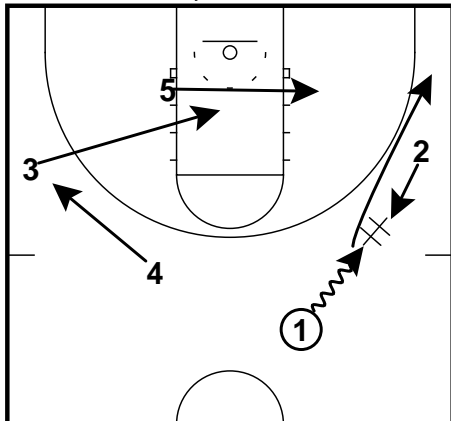
Catch & Shoot

Table of Contents

10.1	Albany Floppy Triple	67
10.2	Coastal Carolina Double Stagger	67
10.3	UAB Option Double	68

Catch & Shoot

Albany Floppy Triple
Albany Great Danes



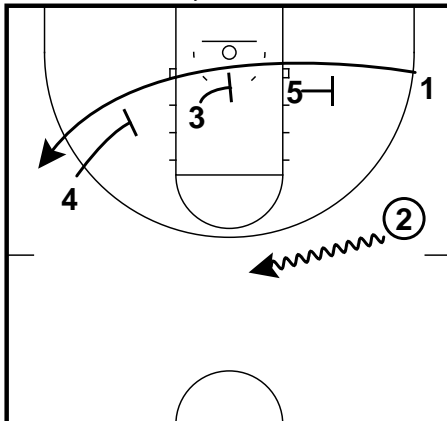
1 dribble hands off to 2 and goes to the corner

5 cuts to the strong side block

3 cuts to the weak side block

4 cuts to the weakside wing

Albany Floppy Triple
Albany Great Danes

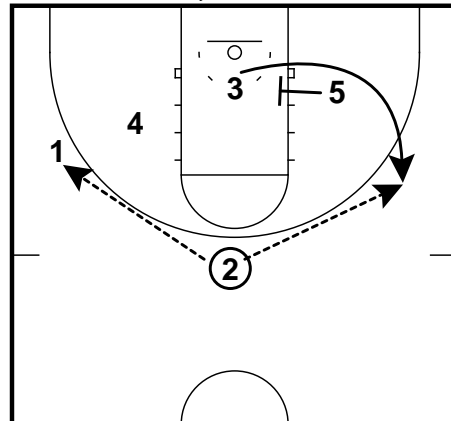


2 dribbles towards the top of the key

1 comes off a triple staggered screen from 5, 3, & 4

2 hits 1 for the jumper (Option 1)

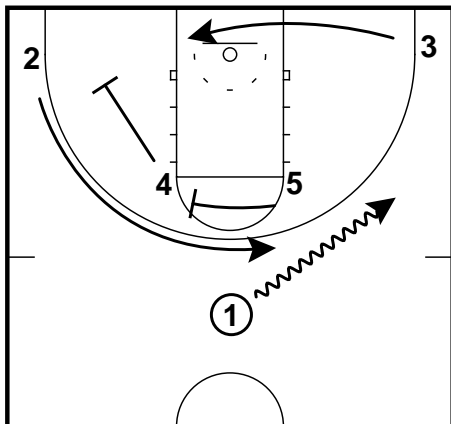
Albany Floppy Triple
Albany Great Danes



As soon as 1 comes off the screen from 3, 5 turns and sets a screen for 3

If 1 is not open, 2 hits 3 for the jumper (Option 2)

Coastal Carolina Double Stagger
Coastal Carolina Chanticleers

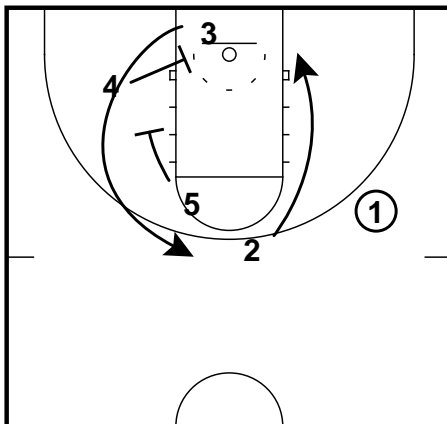


1. 1 dribbles to the wing. (Note: This is where additional ballscreens can be added to the offense)

2. 4/5 set a stagger screen for 2.

3. 3 begins his motion toward the rim.

Coastal Carolina Double Stagger
Coastal Carolina Chanticleers

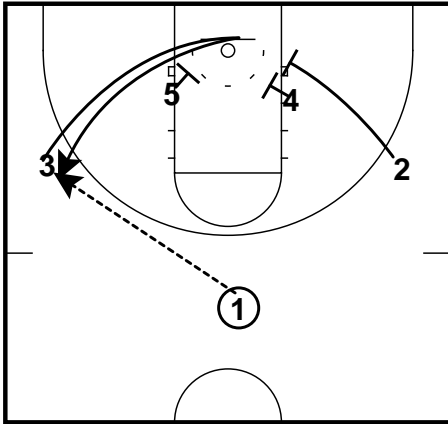


1. 2 continues his curl to clear space for the next stagger.

2. 4/5 set a stagger screen for 3.

Catch & Shoot

UAB Option Double
UAB Blazers

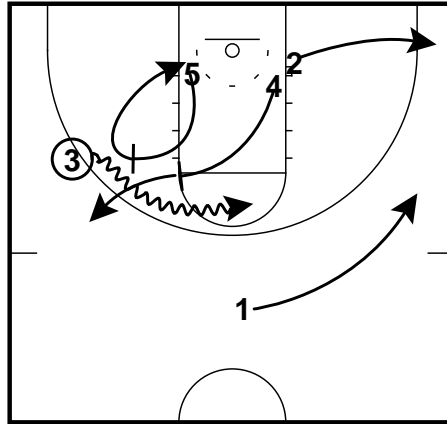


3 cuts from the wing to the basket and positions himself with his back to the baseline.

3 then chooses to cut off of the double screen from 4 and 2 or the single screen from 5.

In this option, 3 cuts off of 5 and gets the pass from 1.

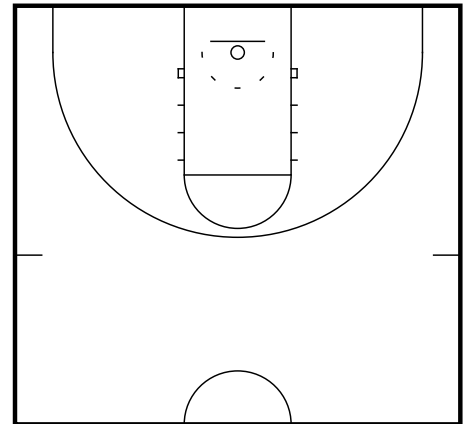
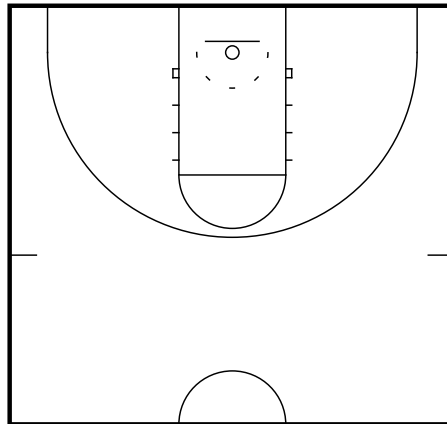
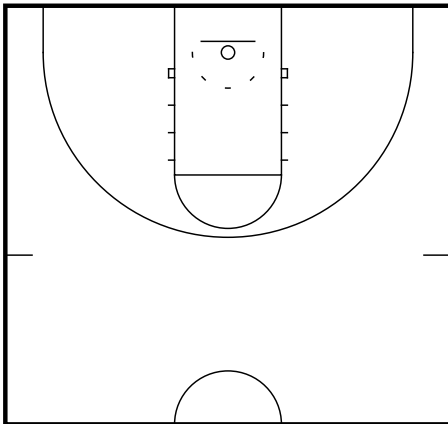
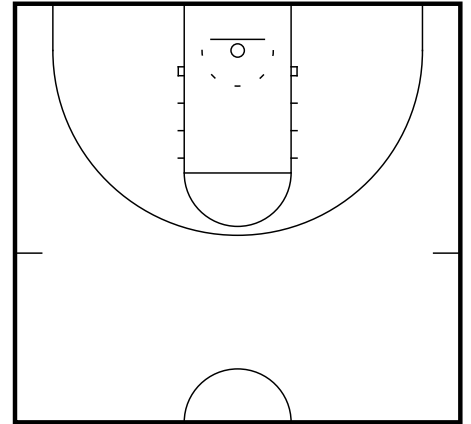
UAB Option Double
UAB Blazers



1 clears out to the opposite wing and 2 steps out to the corner.

5 and 4 move up to set a staggered ball-screen for 3 on the wing.

3 drives middle as 5 rolls to the basket and 4 pops.



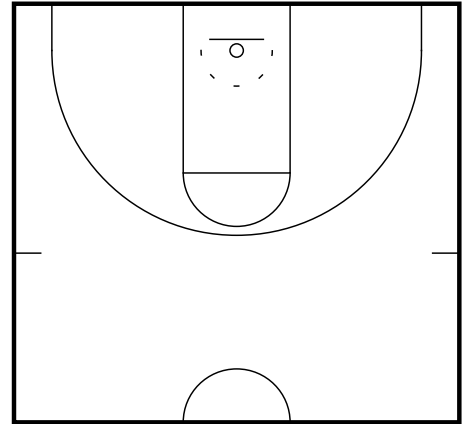
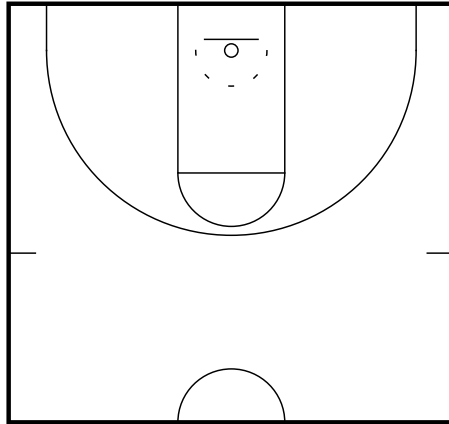
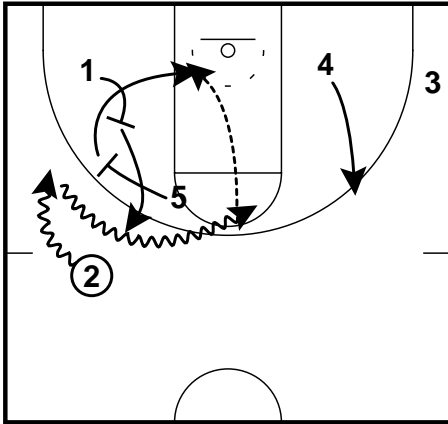
Lob Sets

Table of Contents

11.1	SMU Side P/R Lob	70
11.2	UCLA Weave Backscreen Lob	70

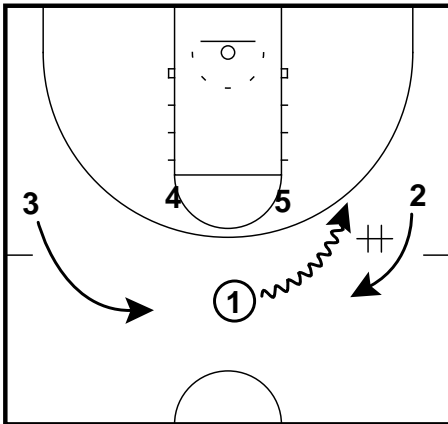
Lob Sets

SMU Side P/R Lob
SMU Mustangs



5 sets side p/r with 2. 1 sets backscreen for 5 for lob attempt.

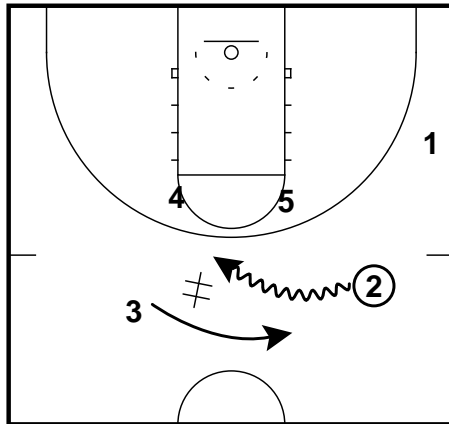
UCLA Weave Backscreen Lob
UCLA Bruins



1-4 high set

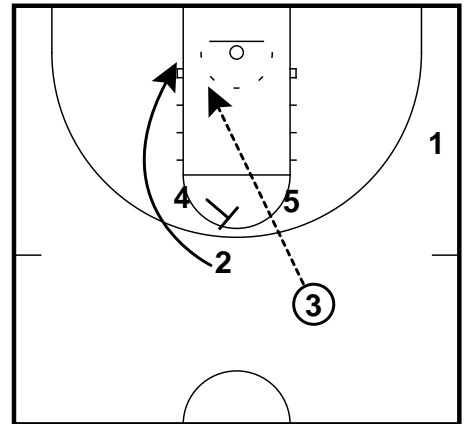
1 dribbles at 2 and executes a dribble handoff

UCLA Weave Backscreen Lob
UCLA Bruins



2 dribbles at 3 who is looping for the dribble handoff (weave action)

UCLA Weave Backscreen Lob
UCLA Bruins



after the dribble handoff from 2 to 3:

4 steps out and sets backscreen for 2

3 throws lob to 2

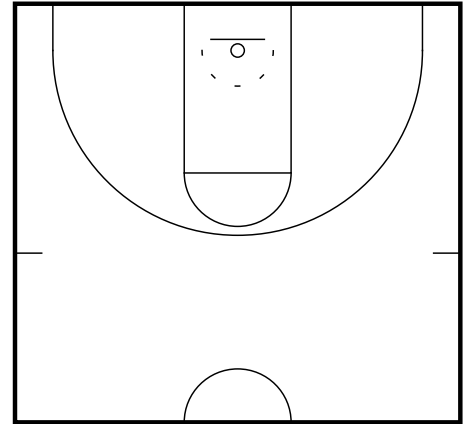
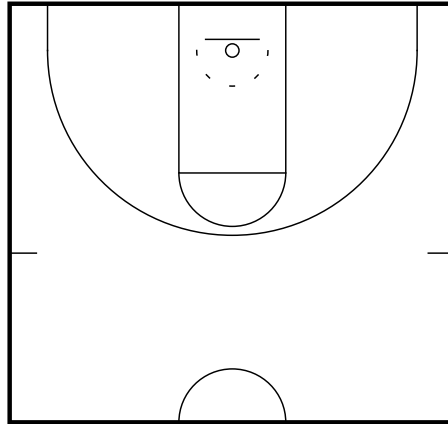
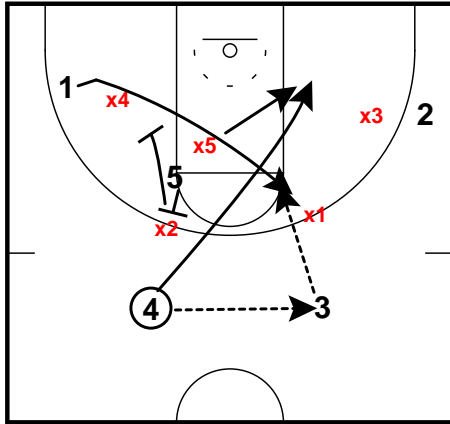
Zone Offense

Table of Contents

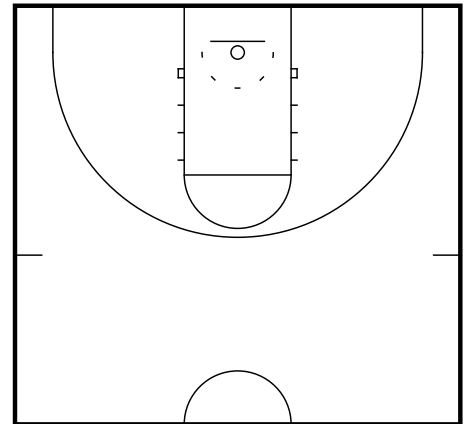
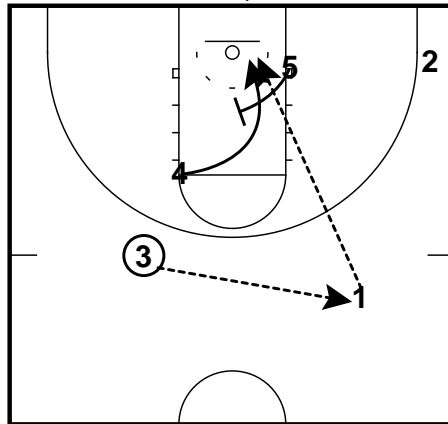
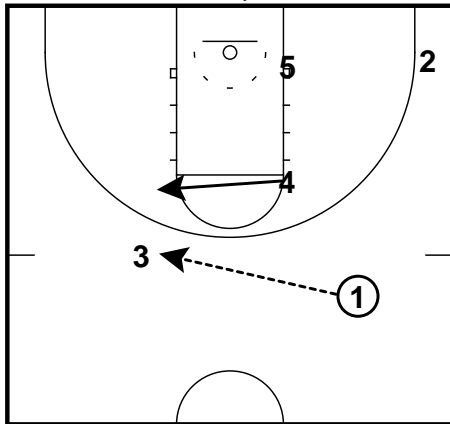
12.1	BYU 1 - 3 - 1 Quick Hitter	72
12.2	Jayhawk Zone Cross	72
12.3	Kansas Zone Post Hook	73
12.4	Purdue Match-up Zone Attack	73
12.5	VCU 5	74
12.6	Xavier Stack Seal Sneak	75

Zone Offense

BYU 1-3-1 Quick Hitter
BYU Cougars



Jayhawk Zone Cross
Kansas Jayhawks



1 passes to 3 away from the overload.

4 (Ellis) moves to the elbow near 3.

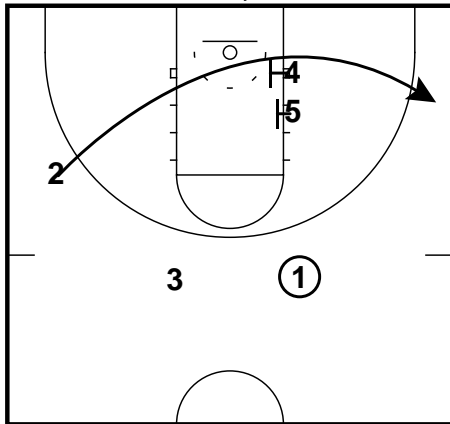
3 passes back to 1.

5 sets a cross-screen for 4 against the middle zone defender.

1 passes to 4 for a lay-up.

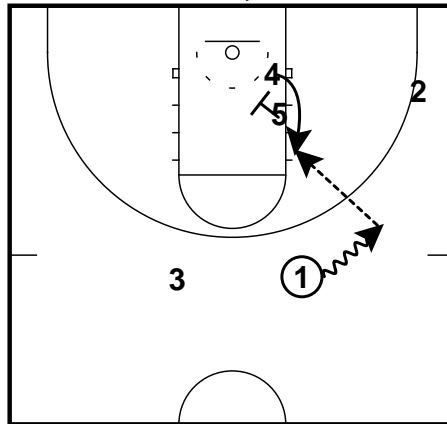
Zone Offense

Kansas Zone Post Hook
Kansas Jayhawks



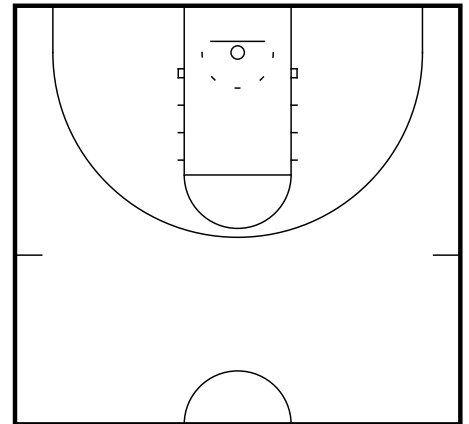
2 cuts across the floor off of a double-screen from 4 and 5.

Kansas Zone Post Hook
Kansas Jayhawks

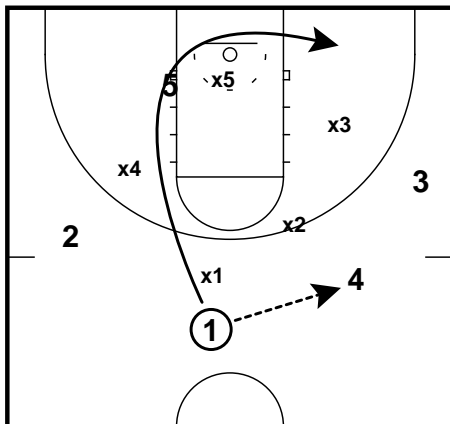


Once 2 clears the screen (bringing the bottom zone defender out to the corner), 5 screens the middle zone defender as 4 flashes up the lane line for the ball.

1 passes to 4 for a shot.

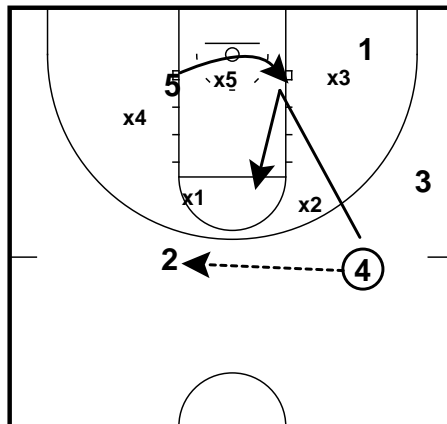


Purdue Match-up Zone Attack
Purdue Boilermakers



1 reverses to 4, 1 cuts through the zone and exits to the short corner and then eventually spaces out to the 3pt line.

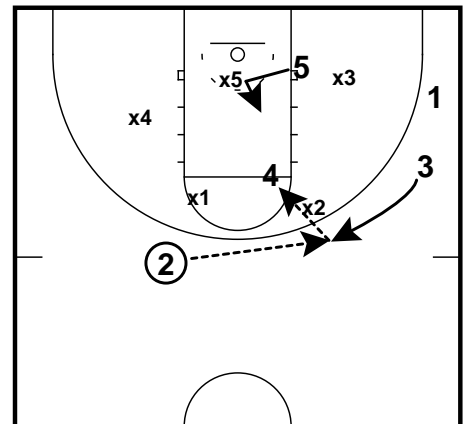
Purdue Match-up Zone Attack
Purdue Boilermakers



As 4 passes to 2, he cuts through the zone but replaces himself in the high post.

As 4 cuts through, 5 circles underneath to the weak side block.

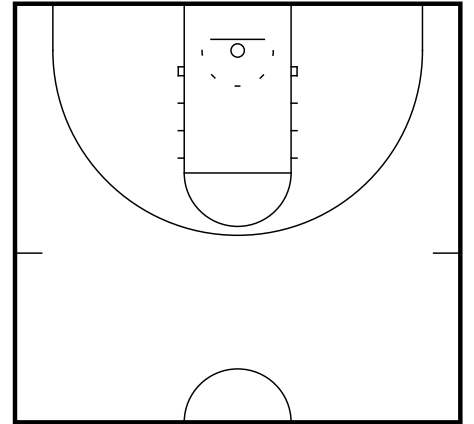
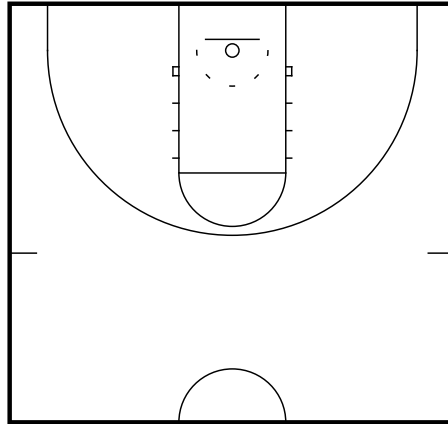
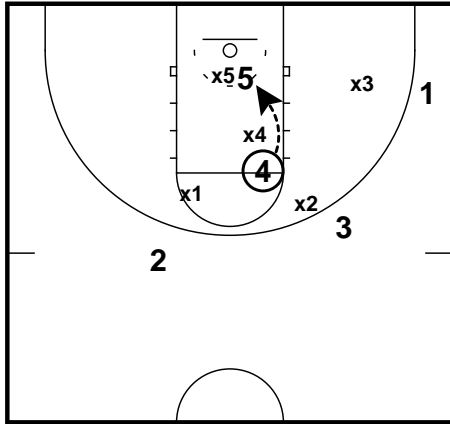
Purdue Match-up Zone Attack
Purdue Boilermakers



On the high post catch, 5 ducks in and seals hard.

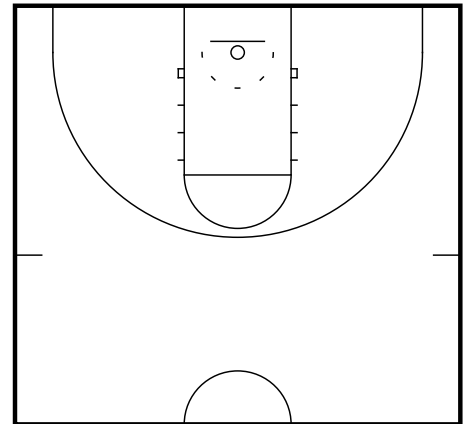
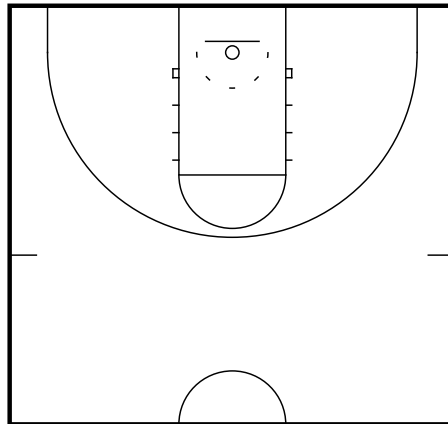
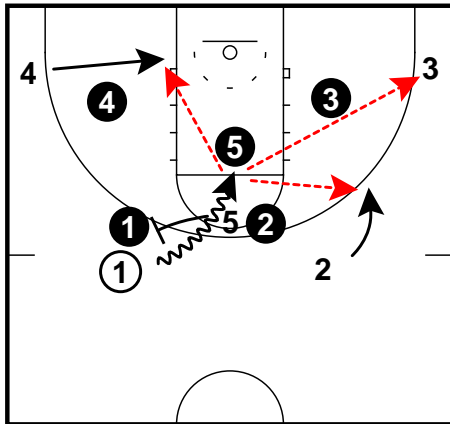
Zone Offense

Purdue Match-up Zone Attack
Purdue Boilermakers



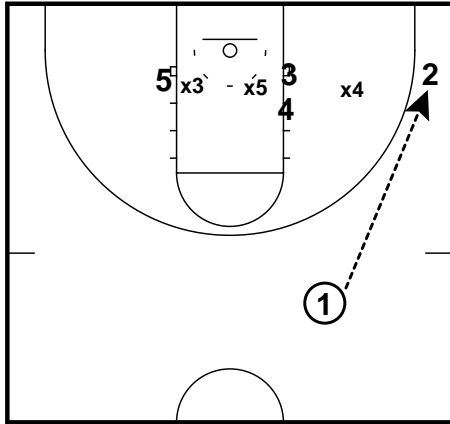
4 passes to 5 ducking in.

VCU 5
VCU Rams



Zone Offense

Xavier Stack Seal Sneak
Xavier Musketeers



VS OLE MISS 2-3 ZONE

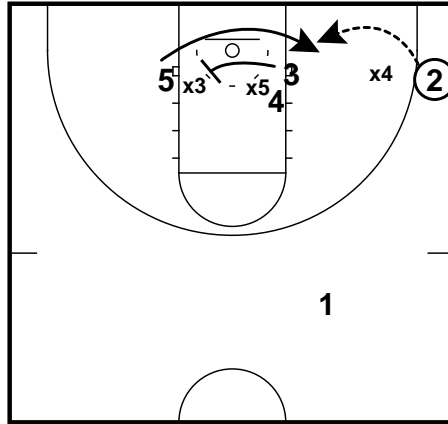
2 in the ballside corner (best shooter)

4 & 3 form the ballside stack

5 is on weakside block

1 passes to 2 in corner

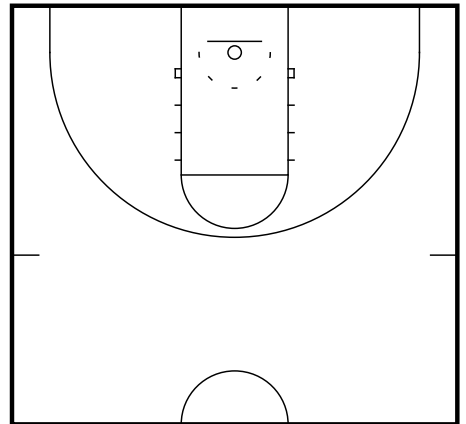
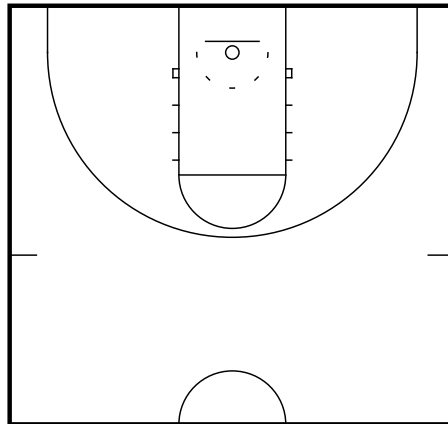
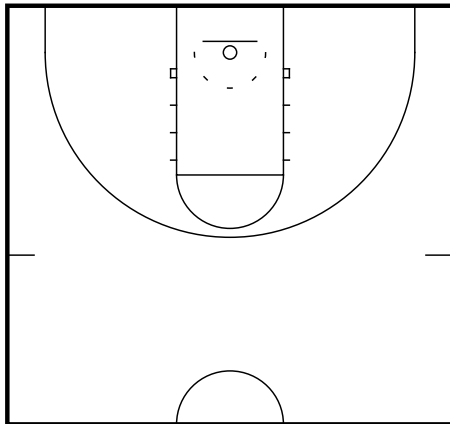
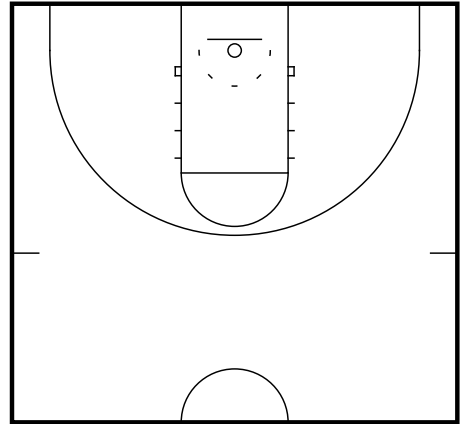
Xavier Stack Seal Sneak
Xavier Musketeers



4 posts X5 hard to occupy him

3 goes across lane to seal X3

5 sneaks under the zone for entry



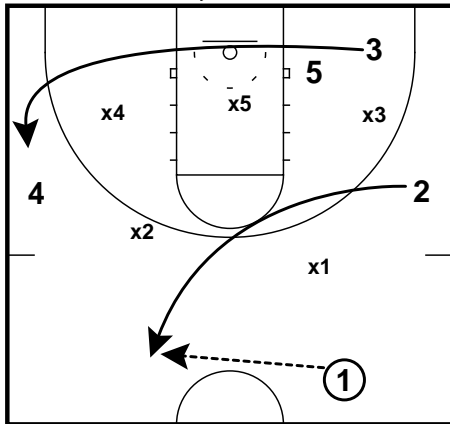
Zone Lob Sets

Table of Contents

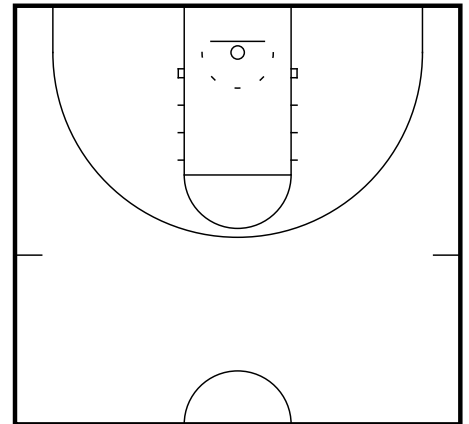
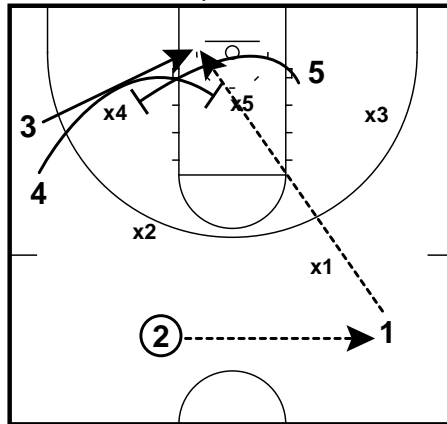
13.1	Baylor Lob	77
13.2	Kansas Zone Lob	77

Zone Lob Sets

Baylor Lob
Baylor Bears



Baylor Lob
Baylor Bears

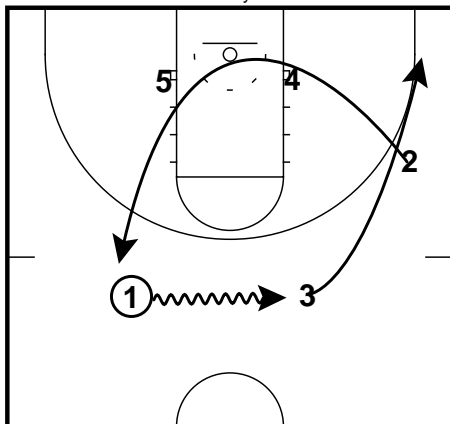


Baylor setup a nice lob set to get the offense going in the 2nd half against Georgia State.

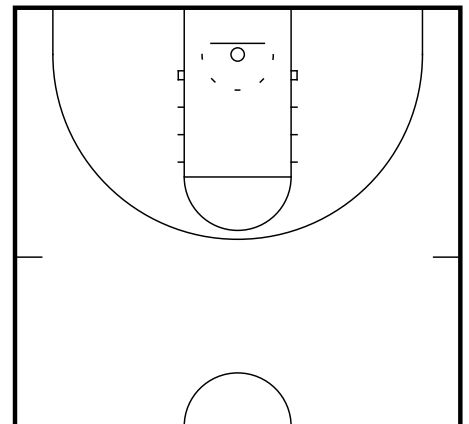
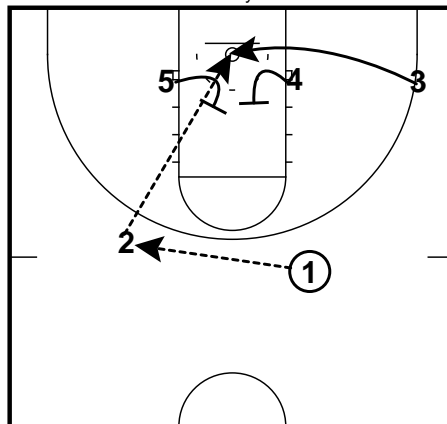
2 & 3 both clear through and 3 is the intended target for the lob. 1 passes to 2.

2 looks to pass to 3 to freeze the defense. 2 reverses to 1 and 5 & 4 cross and set screens on the bottom of the zone. 3 cuts backside and 1 throws the ball to the corner of the elbow for the lob.

Kansas Zone Lob
Kansas Jayhawks



Kansas Zone Lob
Kansas Jayhawks



1 dribbles from left to right pushing 3 to the corner.

2 cuts around 4 and back out to the perimeter.

1 passes to 2.

5 and 4 screen the bottom defenders in the zone.

2 makes the lob pass to 3 for a dunk.

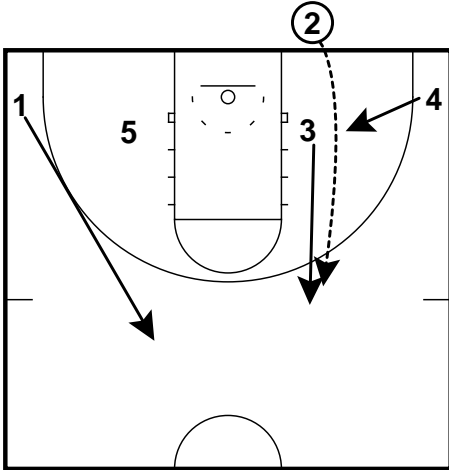
BLOB

Table of Contents

14.1	BLOB Option	79
14.2	Hampton BLOB Circle Down	79
14.3	Iowa 4 Across	80
14.4	Iowa Screen the Screener	80
14.5	NC State BLOB Double Loop	81
14.6	4 Low DHO Stagger (one play)	81
14.7	SFA Stack High	82
14.8	VCU Double Stack	82
14.9	WVU Triple Screen BLOB	83
14.10	Wichita State: 1 - 4 Punch Rip	83

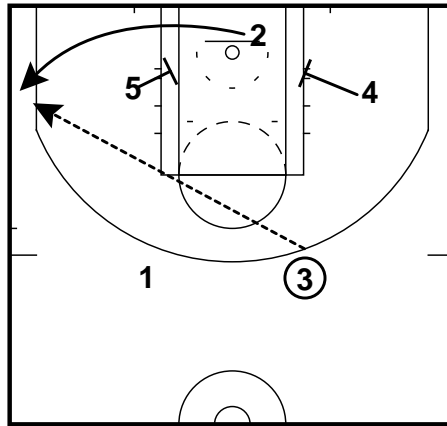
BLOB

BLOB Option
Belmont Bruins

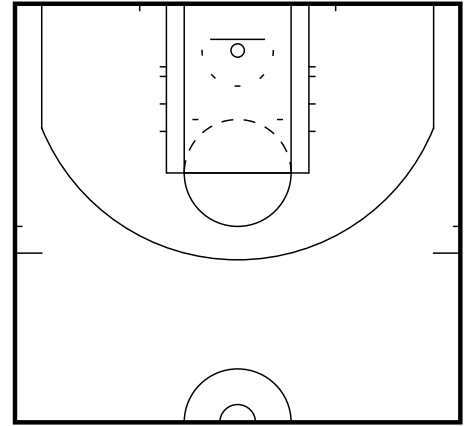


1 - 4 alignment on Baseline Inbounds play. 3 pops to the 3 point line (lane line extended)
1 pops to the 3 point as well.

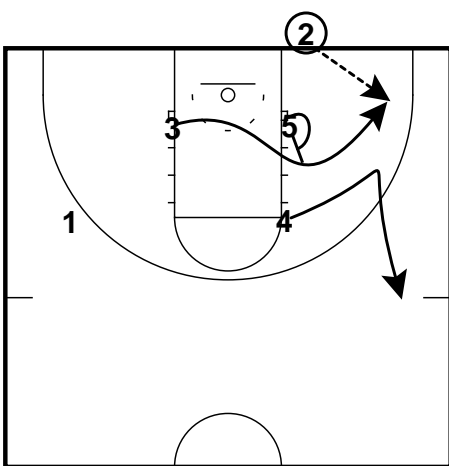
BLOB Option
Belmont Bruins



2 steps inbounds and has the option to go off either screen from 4 or 5. 2 reads the defense and makes a cut, 3 reads 2 and passes it.



Hampton BLOB Circle Down
Hampton Pirates



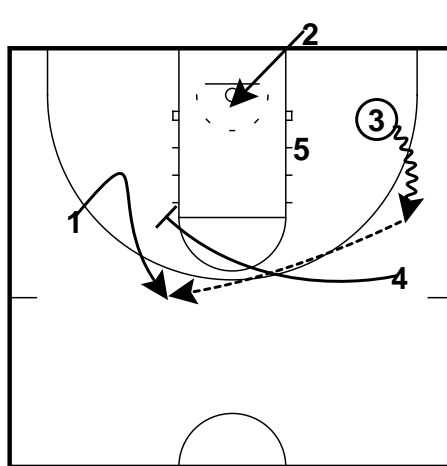
4 moves over to the wing as if he is going to cut to the corner.

Instead, 4 backpedals and brings his defender out with him.

3 cuts off of a screen from 5 to the ball-side corner.

2 passes to 3.

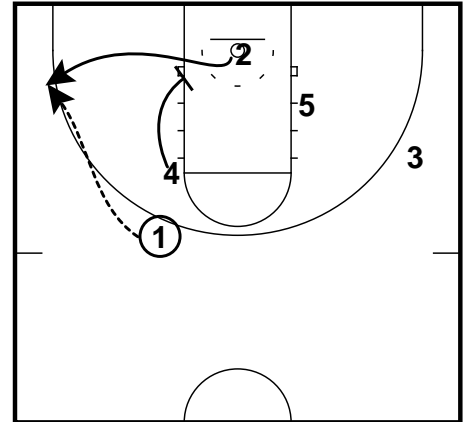
Hampton BLOB Circle Down
Hampton Pirates



Once 3 has the ball, he dribbles up towards the wing as 4 moves across the floor to set a down screen for 1.

3 passes to 1 for a shot at the lane line extended.

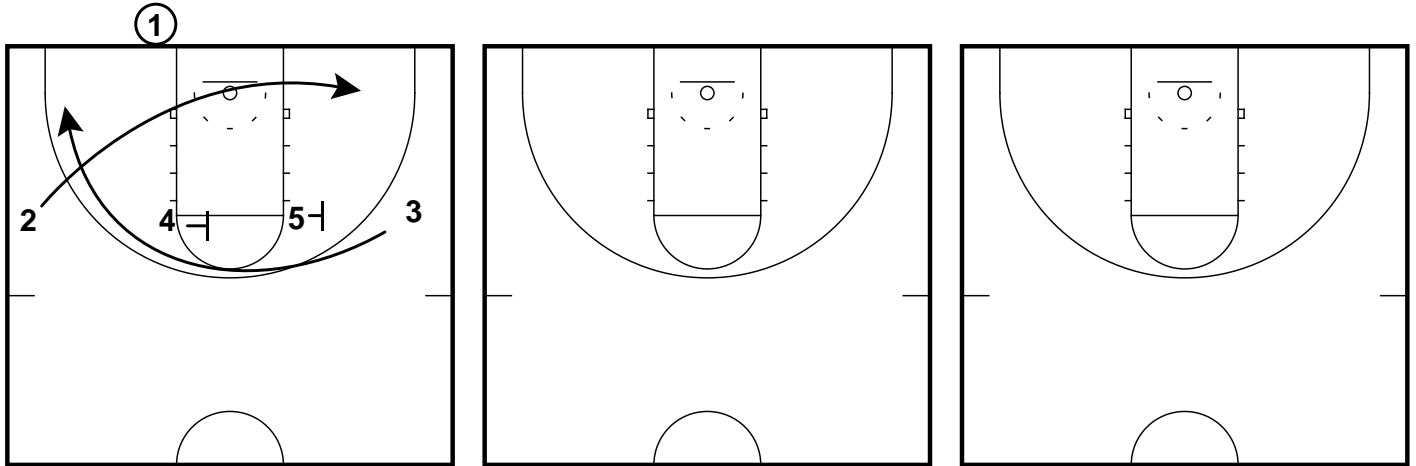
Hampton BLOB Circle Down
Hampton Pirates



If 1 doesn't have a shot, he looks to pass to 2 cutting to the corner off of a down screen from 4.

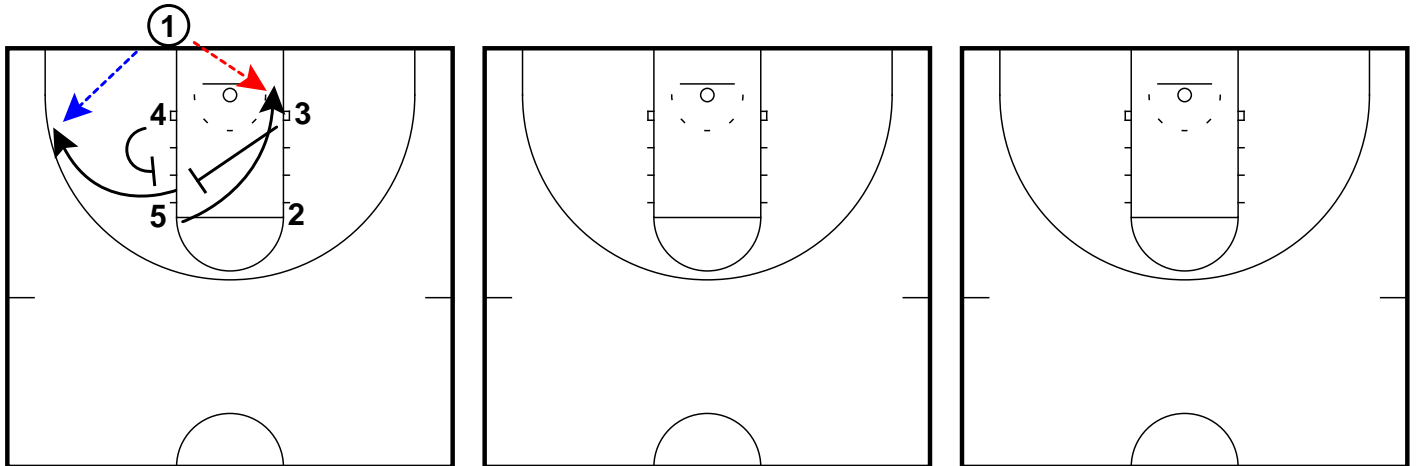
BLOB

Iowa 4 Across
Iowa Hawkeyes



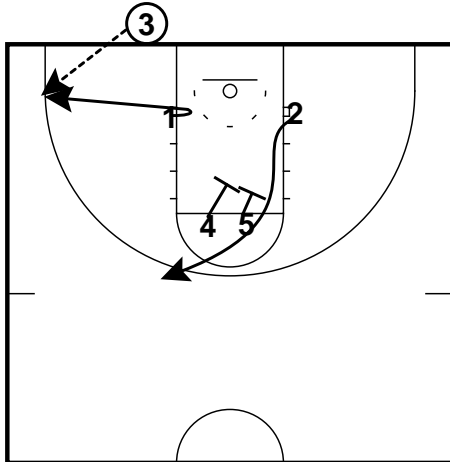
- 1. 2 cuts through to the opposite corner.
- 2. 3 cuts off of a stagger screen from 4/5

Iowa Screen the Screener
Iowa Hawkeyes



BLOB

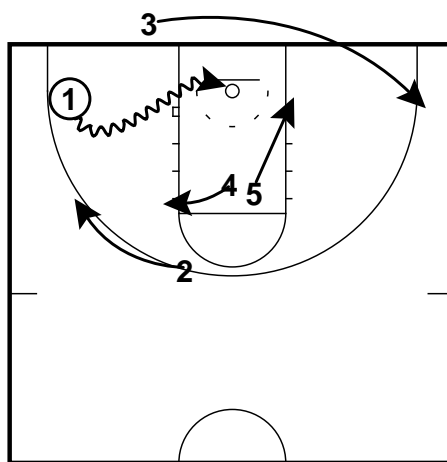
NC State BLOB Double Loop
North Carolina State Wolfpack



1 cuts from the block out to the corner.

2 cuts off of a double screen from 4 and 5 out to the 3-point line.

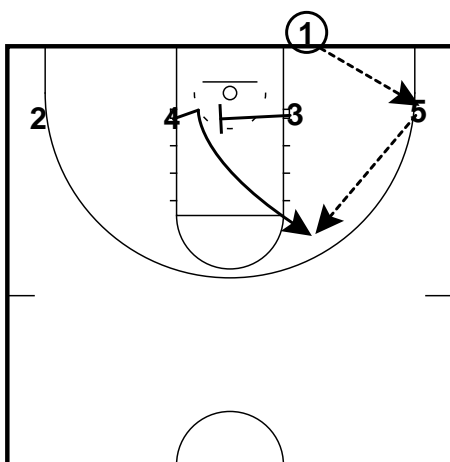
NC State BLOB Double Loop
North Carolina State Wolfpack



1 looks to pass to 2 for a shot.

If 2 isn't open, 1 takes his man to the basket for the lay-up.

4 Low DHO Stagger (one play)
Oklahoma Sooners

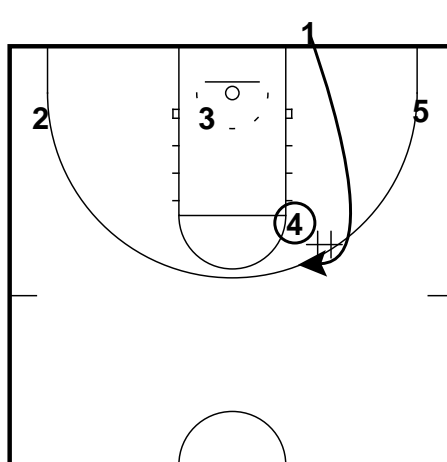


3 (Hield) sets a cross-screen for 4.

1 passes the ball in to 5.

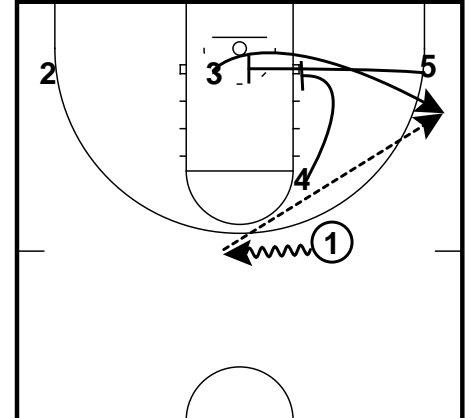
5 passes to 4.

4 Low DHO Stagger (one play)
Oklahoma Sooners



1 loops around 4 and gets the ball on a dribble hand-off.

4 Low DHO Stagger (one play)
Oklahoma Sooners

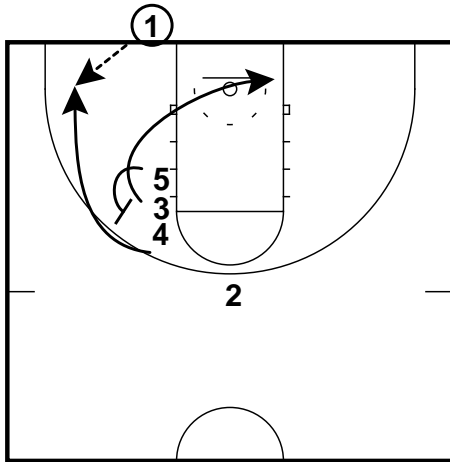


5 and 4 set a staggered screen for 3 along the baseline.

1 passes to 3 for a shot.

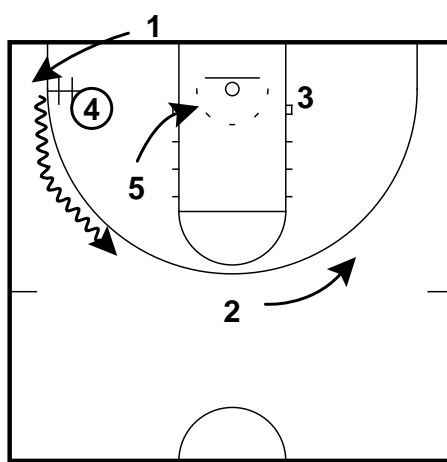
BLOB

SFA Stack High
Stephen F. Austin Lumberjacks



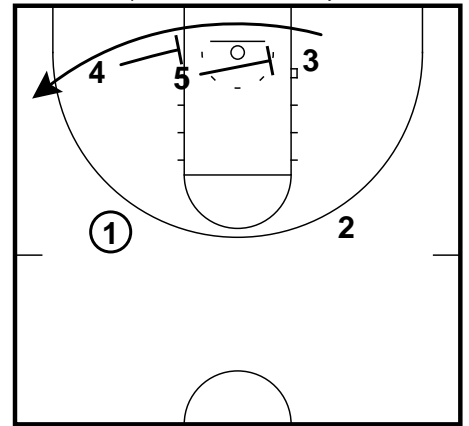
1. 3 cuts around 5 toward the rim and out to the opposite short corner.
2. 4 uses a screen from 5 to get open in the corner.

SFA Stack High
Stephen F. Austin Lumberjacks



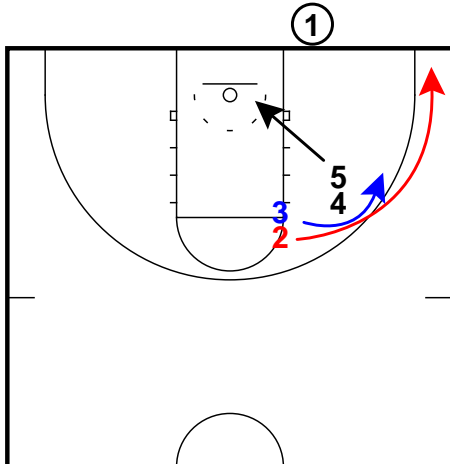
1. 1 takes a dribble handoff from 4.
2. 2 and 5 space the floor properly.

SFA Stack High
Stephen F. Austin Lumberjacks

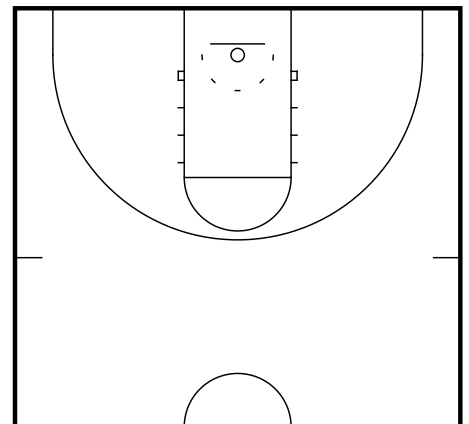
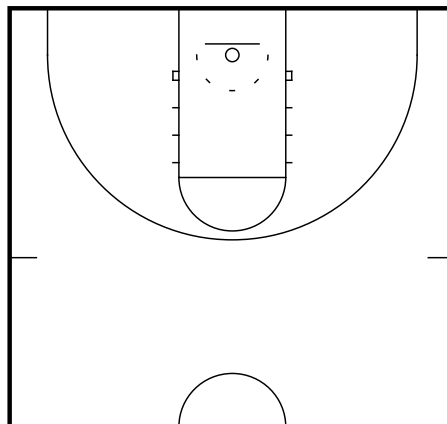


3 uses a stagger from 4/5.

VCU Double Stack
VCU Rams



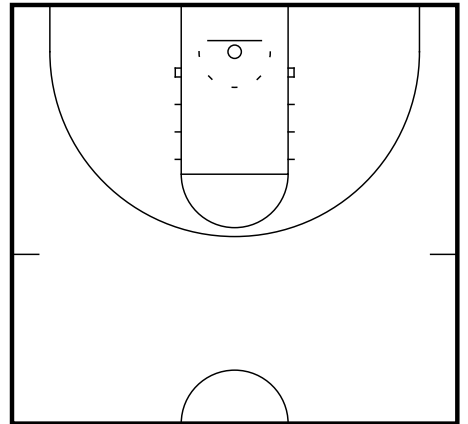
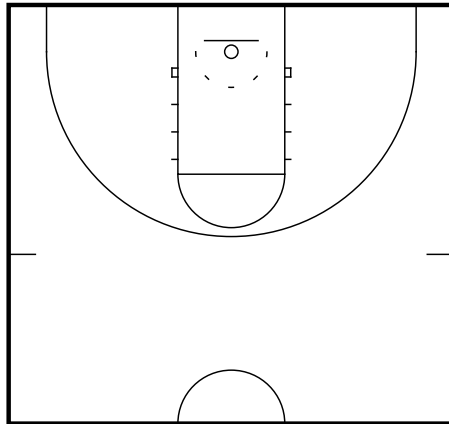
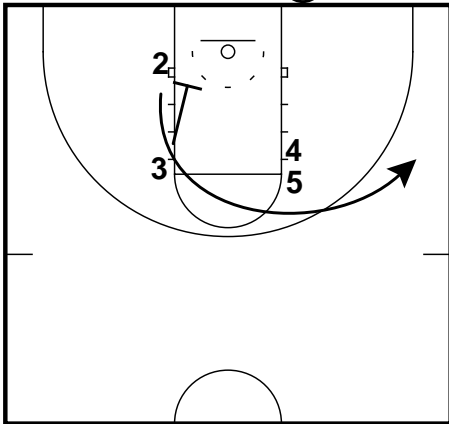
1. 4/5 set a double screen for 2 (corner) and 3 (wing)
2. 5 dives to the rim.



BLOB

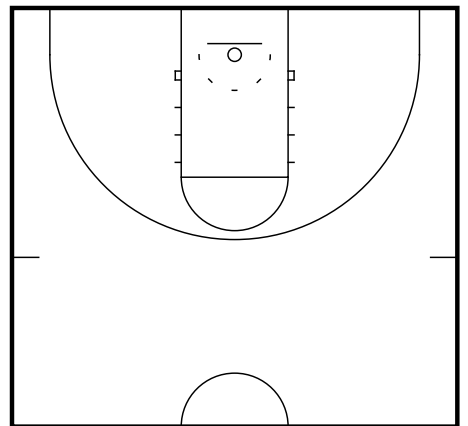
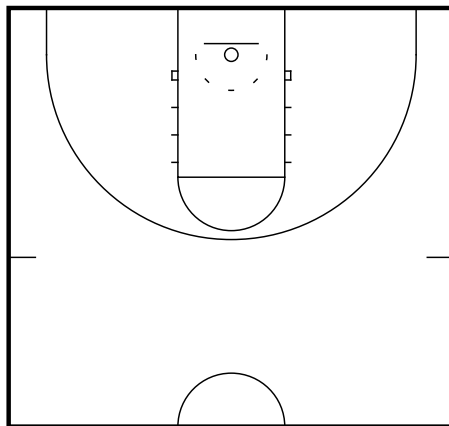
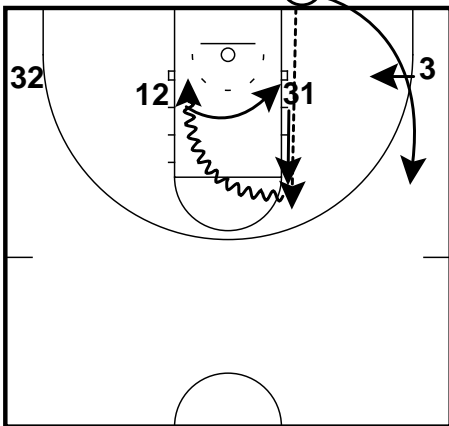
WVU Triple Screen BLOB
West Virginia Mountaineers

①



Wichita State: 1-4 Punch Rip
Wichita State Shockers

②③



23.. Fred VanVleet

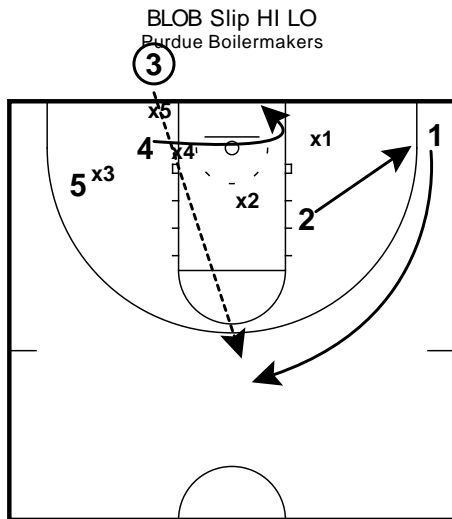
BLOB vs. Zone

Table of Contents

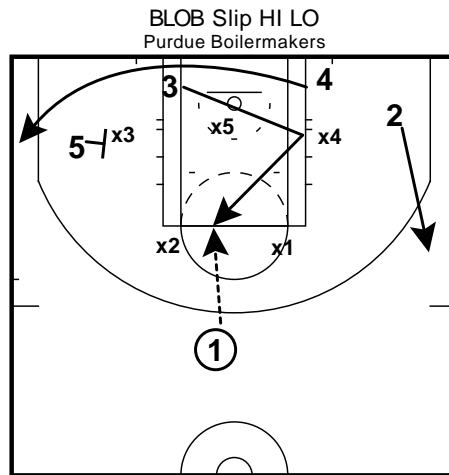
15.1 BLOB Slip HI LO

85

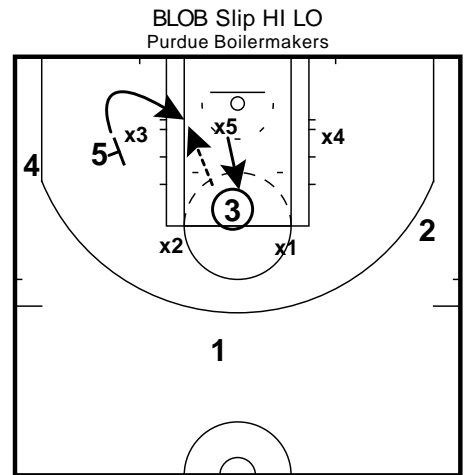
BLOB vs. Zone



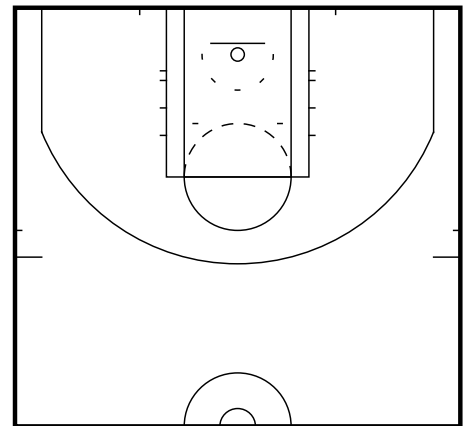
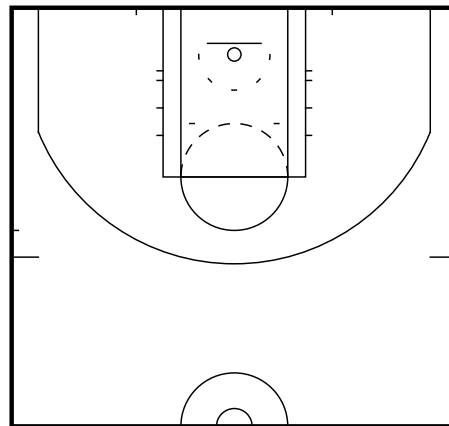
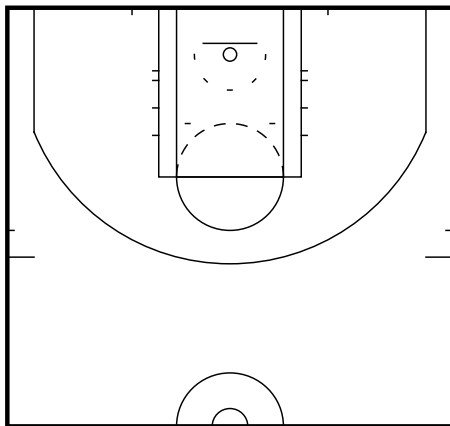
BLOB vs 2-3 Zone, Purdue elects to just inbound the ball to 1 at the top of the key, 4 fakes like he really wants the ball.



When 3 comes back inbounds, he fakes like he is setting a screen for 4 and slips to the high post. 2 & 4 Both cut to the wings looking for a shot & stretching the Defense.



As 4 exits to the wing, 5 screens the outside man. As soon as he sets the screen, he slips and looks for the ball to the rim. Because 3 has occupied x5 he can then dump the ball down to 5 who is open for a layup.



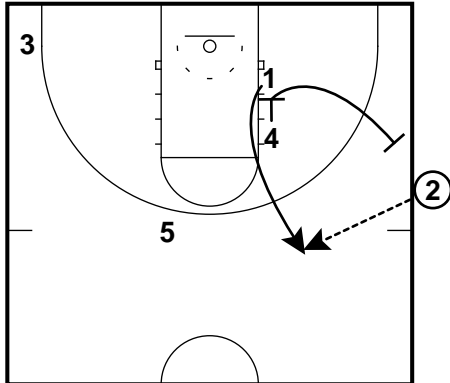
SLOB

Table of Contents

16.1	Cincinnati SLOB Triple/Double Stagger	87
16.2	LSU SLOB Cross Up	87
16.3	Michigan State SLOB Corner	88

SLOB

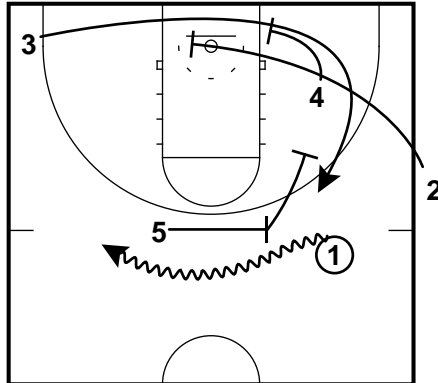
Cincinnati SLOB Triple/Double Stagger
Cincinnati Bearcats



4 sets down screen for 1 - 1 Zipper Cuts to the ball.

Immediately after setting screen for 1, 4 back screens for 2.

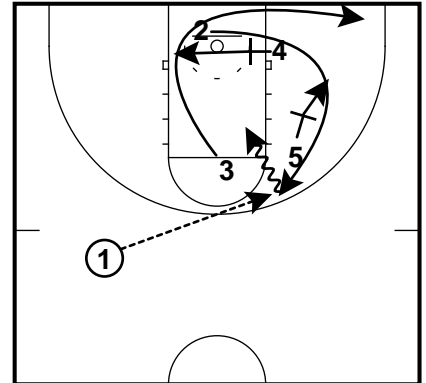
Cincinnati SLOB Triple/Double Stagger
Cincinnati Bearcats



As 1 receives the ball from 2, 1 uses high ball screen from 5.

As 2 continues cut off back screen, he is the first screener. 4 is the second screener, 5 is third screener as 1 keeps dribble alive.

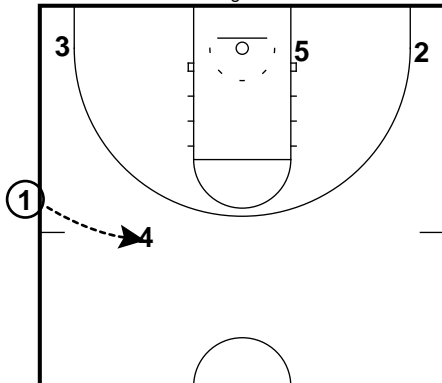
Cincinnati SLOB Triple/Double Stagger
Cincinnati Bearcats



If 3 does not get the ball off the triple staggered screen, he curls the screen, eventually exiting to the weak side corner.

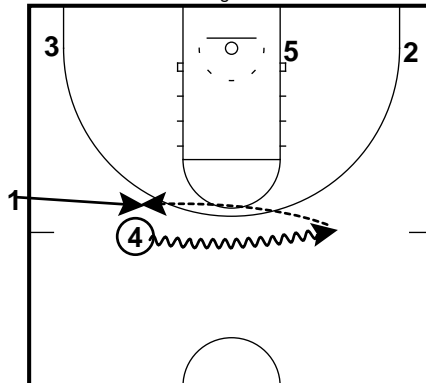
As 3 curls the screen, 2 comes off staggered screen set by 4 and 5. On 2's dribble penetration to the basket, 4 and 5 space the floor.

LSU SLOB Cross Up
LSU Tigers



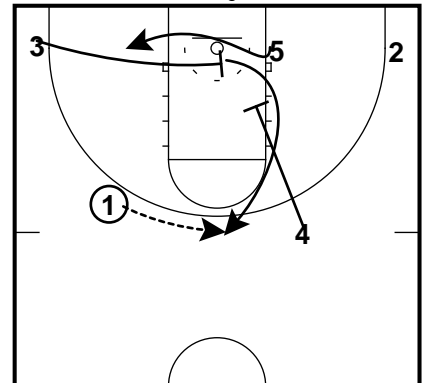
1 passes the ball into 4.

LSU SLOB Cross Up
LSU Tigers



4 dribbles towards the right side of the floor then passes to 1.

LSU SLOB Cross Up
LSU Tigers



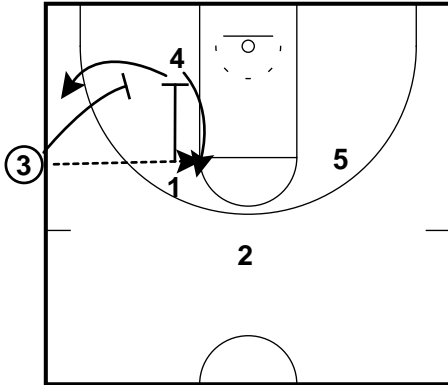
3 sets a cross-screen for 5.

4 sets a down-screen for 3.

1 looks to pass to 5 at the basket or to 3 for a shot.

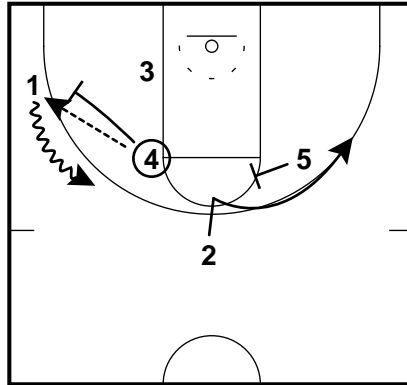
SLOB

Michigan State SLOB Corner
Michigan State Spartans

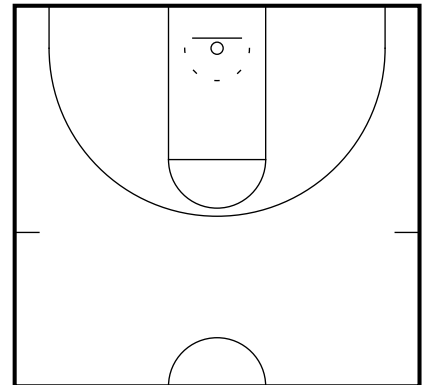
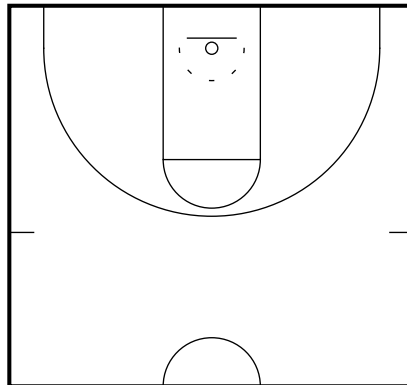
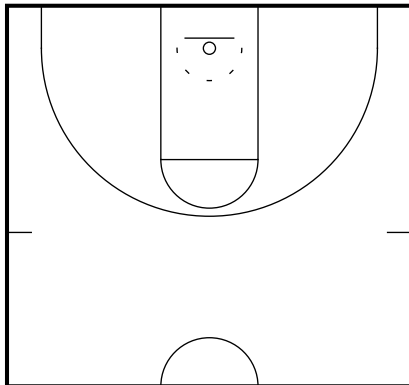
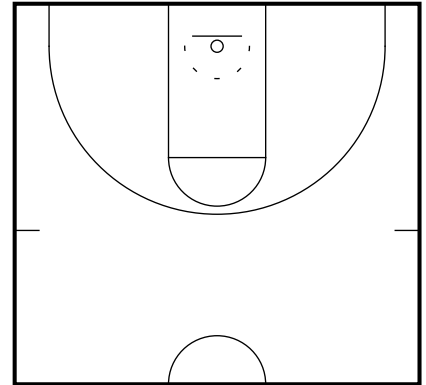


1 sets zipper screen, 4 looks for elbow catch. 3 pins down for 1 after inbound.

Michigan State SLOB Corner
Michigan State Spartans



4 can pass and follow or DHO with 1. 2 and 5 time up flare screen with 1 coming off of ballscreen.



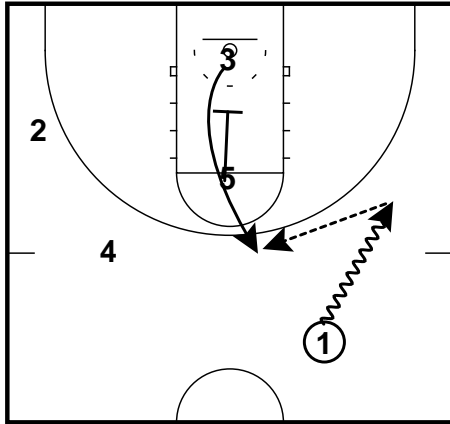
ATO Plays

Table of Contents

17.1	Butler ATO Down Stagger	90
17.2	Shocker ATO Horns FLEX	90
17.3	Texas ATO Swing	91

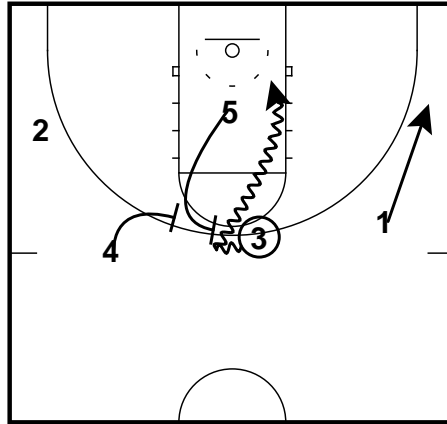
ATO Plays

Butler ATO Down Stagger
Butler Bulldogs

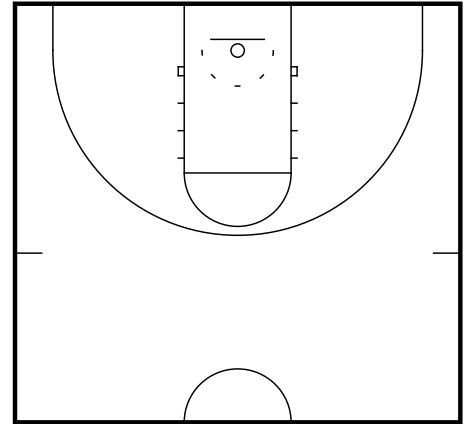


1 dribbles to the right side of the floor.
5 sets a down screen for 3 (Dunham).
1 passes to 3 at the top of the key.

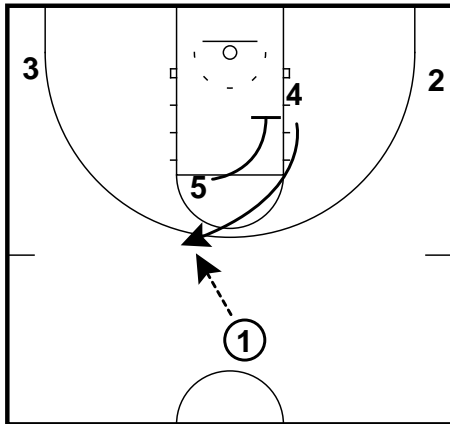
Butler ATO Down Stagger
Butler Bulldogs



5 and 4 move towards 3 to set a staggered ball-screen.
In this option, 3 (Dunham) turns down the screen and drives to the basket.

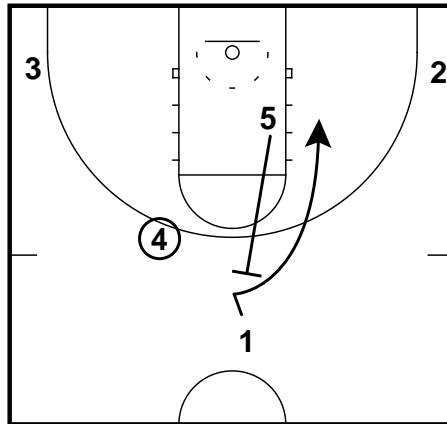


Shocker ATO Horns FLEX
Wichita State Shockers



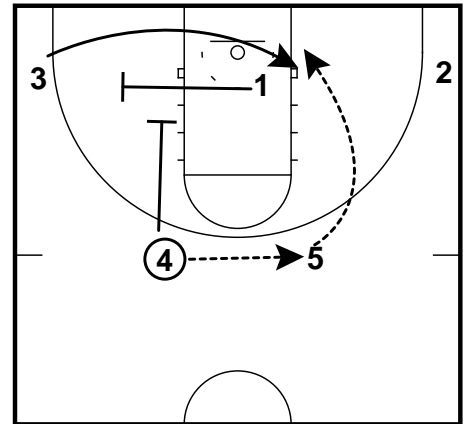
5 downscreens for 4 who cuts to the high elbow
1 passes to 4

Shocker ATO Horns FLEX
Wichita State Shockers



On air time of the pass to 4, 5 cuts to elbow to build the HORNS set then backscreens for 1

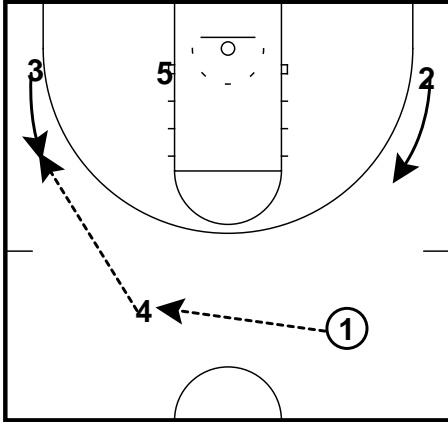
Shocker ATO Horns FLEX
Wichita State Shockers



after the backscreen 5 steps out to make the catch from 4
1 flex screens for 3
4 downscreens for 1 (STS Flex)

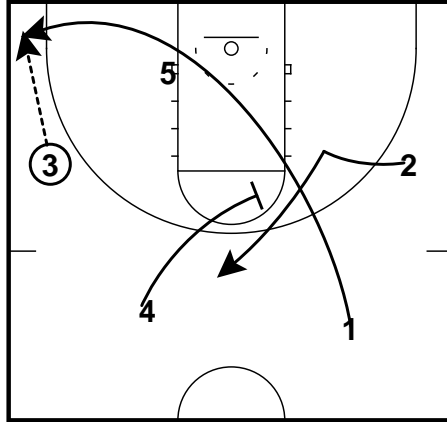
ATO Plays

Texas ATO Swing
Texas Longhorns



1 passes to 4 who passes to 3 moving up to the wing.

Texas ATO Swing
Texas Longhorns



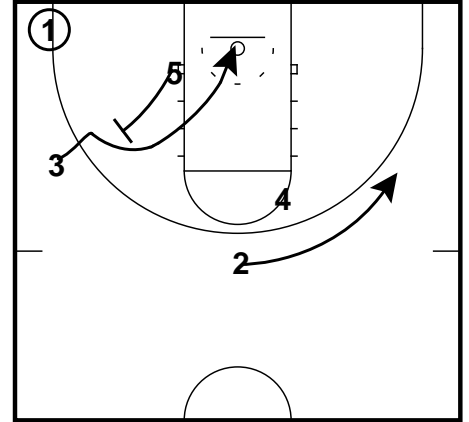
1 cuts around 5 at the block to the ball-side corner.

4 sets a screen for 2.

If open, 3 passes to 2 for a shot.

If 2 isn't open, 3 looks to pass to 1 in the corner.

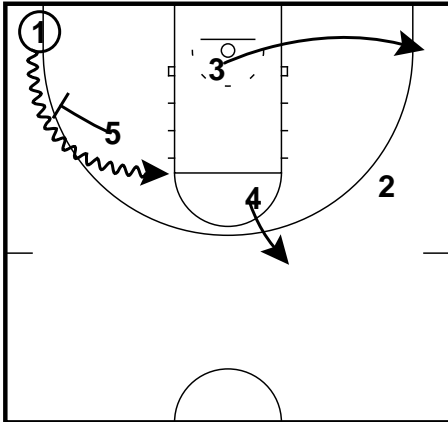
Texas ATO Swing
Texas Longhorns



Once 1 has the ball in the corner, 5 sets an up-screen for 3.

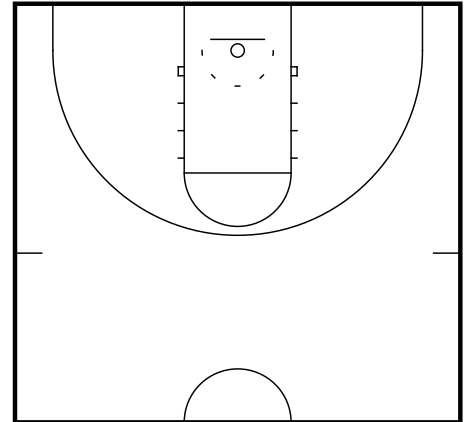
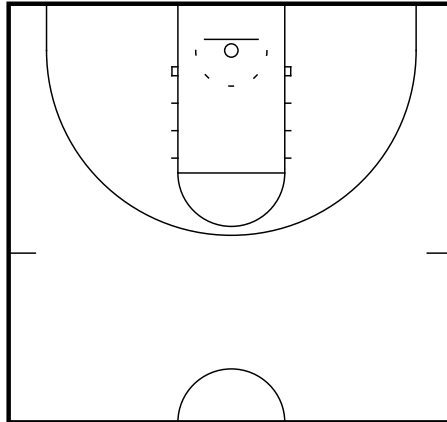
1 looks to make the lob pass to 3.

Texas ATO Swing
Texas Longhorns



If 3 isn't open, 5 sets a ball-screen for 1 in the corner.

1 drives middle as 3, 4, and 2 spot up on the 3-point line.



ATO - BLOB

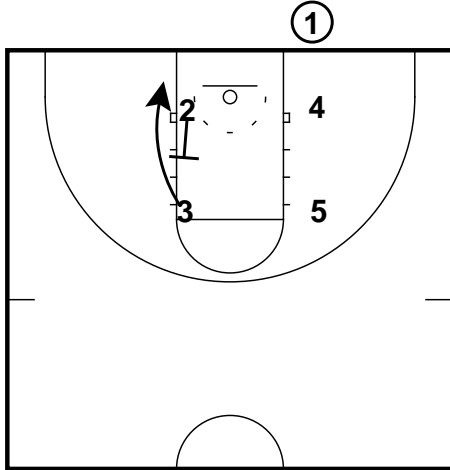
Table of Contents

18.1 UAB BLOB Elevator Box

93

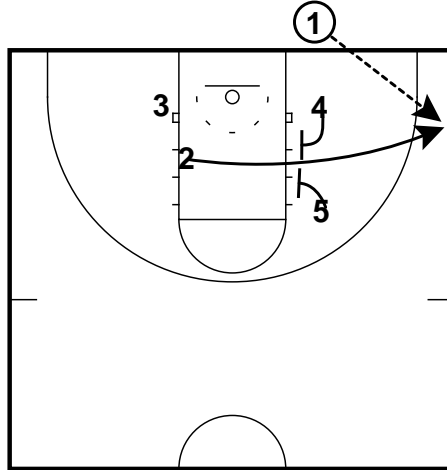
ATO - BLOB

UAB BLOB Elevator Box
UAB Blazers



2 sets an up-screen for 3.

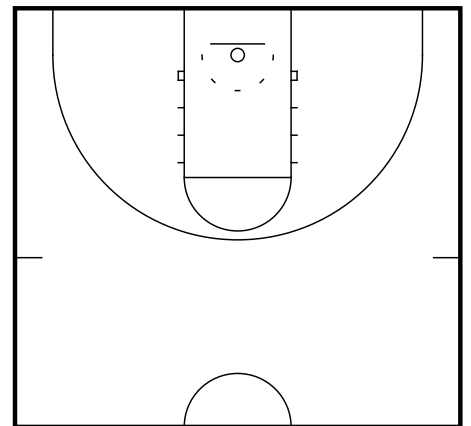
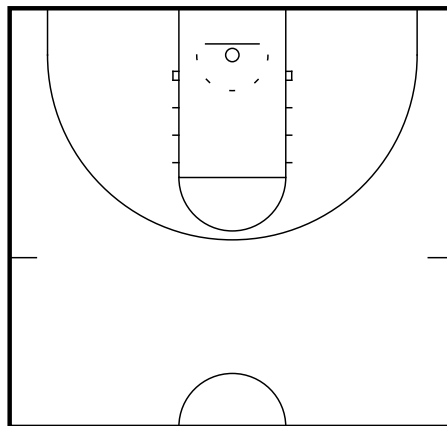
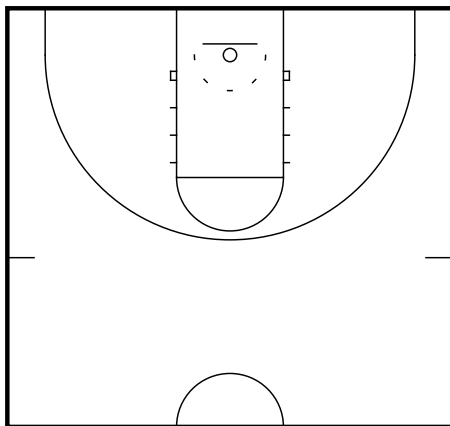
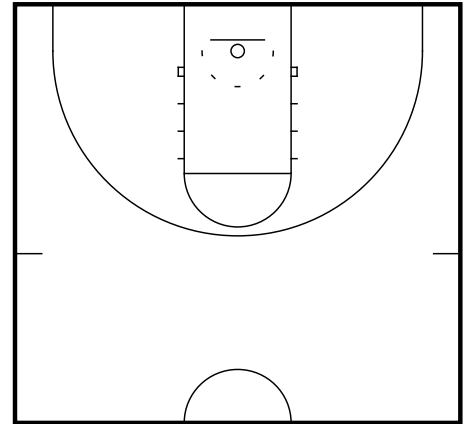
UAB BLOB Elevator Box
UAB Blazers



2 slips between 4 and 5 to cut to the corner.

4 and 5 close the screen as 2 runs through.

1 passes to 2 for a 3-point shot.



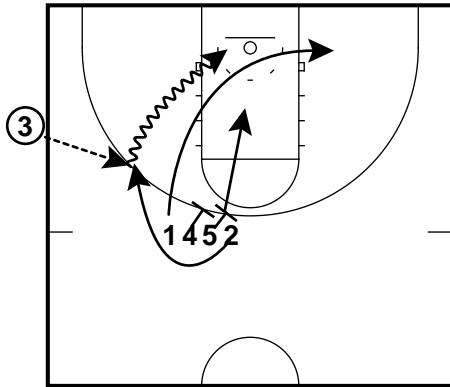
ATO - SLOB

Table of Contents

19.1	Cincinnati Stack SLOB	95
19.2	Iowa State SLOB	95

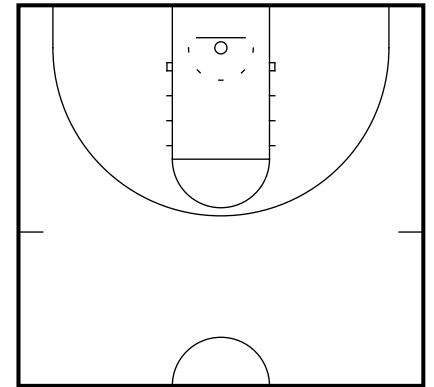
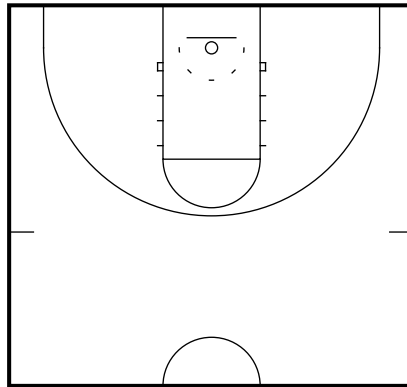
ATO - SLOB

Cincinnati Stack SLOB
Cincinnati Bearcats

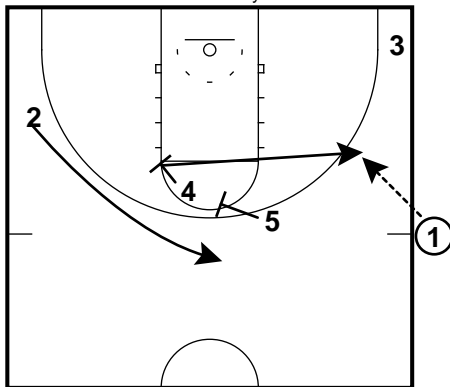


As 1 cuts to the basket, 4 and 5 screen for 2 as he curls around to the basket.

5 will dive to the basket after screening, 4 will pop back acting as safety.



Iowa State SLOB
Iowa State Cyclones

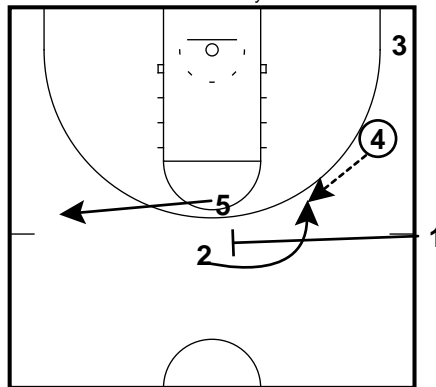


2 comes off stagger Screen from 4 & 5

4 fakes the screen and pops to the strong side wing

1 passes to 4

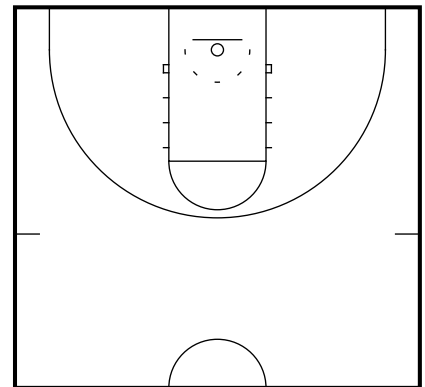
Iowa State SLOB
Iowa State Cyclones



5 clears off to the weakside wing

1 sets a screen for 2

4 hits 2 for the shot



Zone Defense

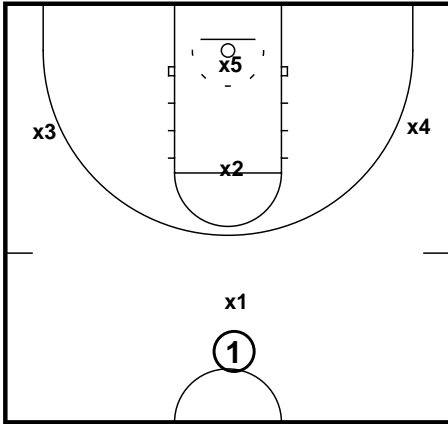
Table of Contents

20.1 Baylor 1 - 1 - 3 Zone

97

Zone Defense

Baylor 1 - 1 - 3 Zone
Baylor Bears



Initial set up:

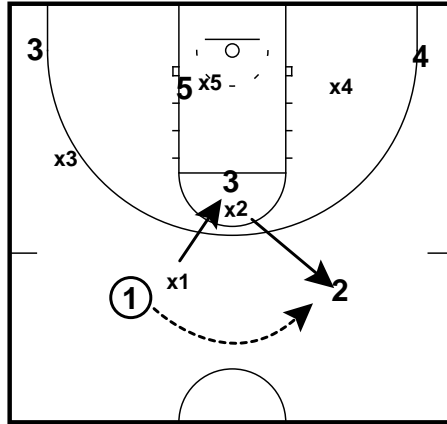
X1 will pick the ball early. This is NOT a "pack it in the paint" zone.

X2 guards any high post player and anticipates first pass

X3 & X4 are high and wide preventing pass into corners

X5 plays post defense

Baylor 1 - 1 - 3 Zone
Baylor Bears

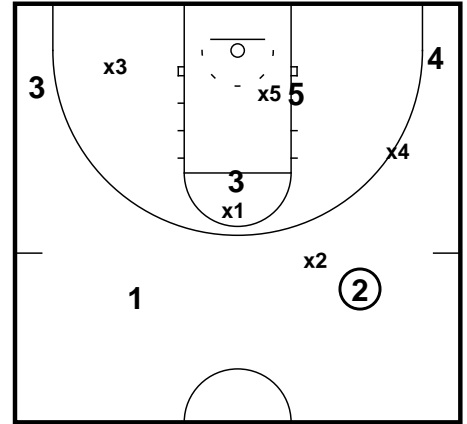


Commonly, Baylor's opponents use an two guard front.

It is the job of X1 and X2 to trade off ball pressure and high post coverage. When the pass is made from 1 to 2, X2 closes out the ball while X1 drops to high post coverage.

X3 and X4 can help the top guards cover the wings if needed, they come as high as the offense operates. If the ball is opposite of one of the wings, they want to be inside and deeper than the lowest man on their side of the court.

Baylor 1 - 1 - 3 Zone
Baylor Bears

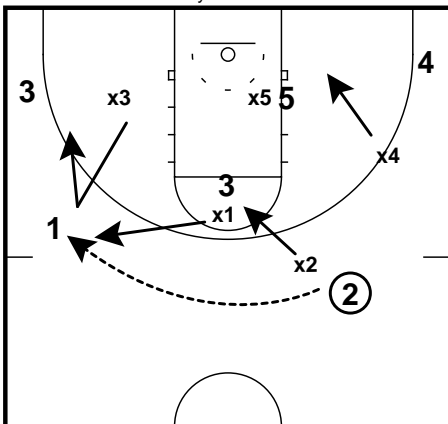


X1 and X2 have now traded ball pressure and high post coverage responsibility

X3 is inside of and deeper than the deepest man on his side of the floor.

X4 is in the passing lane preventing the pass to the corner

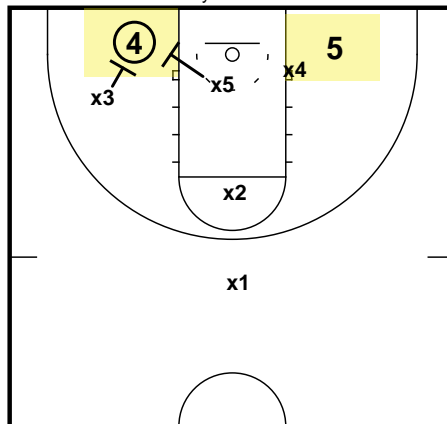
Baylor 1 - 1 - 3 Zone
Baylor Bears



On a long pass the wing (X3) can help close out but he bumps back so X1 can cover.

X2 drops to high post coverage. These trade offs of coverage require timing and communication.

Baylor 1 - 1 - 3 Zone
Baylor Bears



If the ball goes in the short corner, Baylor will trap

X4 must rotate over

